



UTHUKELA DISTRICT MUNICIPALITY DRAFT ANNUAL REPORT 2022/2023

Contents

CHAPTER 1: INTRODUCTION	1
COMPONENT A: MAYOR'S FOREWORD	1
COMPONENT B: EXECUTIVE SUMMARY	3
MUNICIPAL MANAGER'S OVERVIEW	3
COMPONENT C: MUNICIPAL FUNCTIONS, POPULATION AND ENVIRONMENTAL OVERVIEW	3
1.1 SITUATIONAL ANALYSIS	3
1.2 GEOGRAPHICAL LOCATION OF UTHUKELA DISTRICT MUNICIPALITY	3
1.2.1 Demographic Characteristics	4
1.2.3 Total Population and Growth Rate	4
1.2.4 Population Distribution by District Municipality	5
1.2.5 Age Structure & Gender	5
1.2.6 Dependency Ratio	6
1.2.7 HIV/AIDS	7
1.2.8 Mortality Rate	7
1.2.9 Education Profile	9
1.2.10 Income Levels	11
1.3 KEY FINDINGS	18
1.4 STATUTORY ANNUAL REPORT PROCESS	18
CHAPTER 2 – GOVERNANCE	23
COMPONENT A: POLITICAL AND ADMINISTRATIVE GOVERNANCE	23
2.1. EXECUTIVE COMMITTEE	25
TRADITIONAL LEADERSHIP	37
2. ADMINISTRATIVE GOVERNANCE	39
2.1. Duties in relation to the administration	39
2.2 Executive Management and Management	39
COMPONENT B: INTERGOVERNMENTAL RELATIONS	41
2.3. INTERGOVERNMENTAL RELATIONS	42
COMPONENT C: PUBLIC ACCOUNTABILITY AND PARTICIPATION	45
2.4. COMMUNITY/PUBLIC PARTICIPATION	45
2.5. COMMUNICATION	45
2.6. PUBLIC PARTICIPATION PROGRAMMES	45
2.7 WARD COMMITTEES	51
2.8 IDP PARTICIPATION AND ALIGNMENT	51
COMPONENT D: CORPORATE GOVERNANCE	51
2.9 RISK MANAGEMENT	51
2.10 INTERNAL AUDIT	56
2.12 WEBSITE	58

CHAPTER 3 – SERVICE DELIVERY PERFORMANCE (SIX KEY PERFORMANCE AREAS).....	59
COMPONENT A: KEY PERFORMANCE AREAS.....	59
3.1.6 Prioritising What Has to be done to Enable Effective Water Services Delivery	78
3.2 Disaster Management	81
COMPONENT B: PLANNING AND DEVELOPMENT PLANNING	86
COMPONENT C: COMMUNITY & SOCIAL SERVICES.....	87
COMPONENT D: ENVIRONMENTAL PROTECTION.....	95
COMPONENT E: HEALTH.....	96
COMPONENT F: SECURITY AND SAFETY.....	97
COMPONENT G: SPORT AND RECREATION.....	99
3.10 SPORT AND RECREATION.....	99
CHAPTER 4 – ORGANISATIONAL DEVELOPMENT PERFORMANCE.....	104
4.1 COMPONENT A: TURNOVER AND VACANCIES.....	104
COMPONENT B: MANAGING THE MUNICIPAL WORKFORCE.....	107
COMPONENT C: CAPACITATING THE MUNICIPAL WORKFORCE.....	109
COMPONENT D: MANAGING THE WORKFORCE EXPENDITURE INTRODUCTION TO WORKFORCE EXPENDITURE.....	111
4.4 MANAGING THE WORKFORCE EXPENDITURE INTRODUCTION TO WORKFORCE EXPENDITURE.....	111
CHAPTER 5 – FINANCIAL PERFORMANCE.....	112
5.1 FINANCIAL PERFORMANCE.....	112
5.1.1 GRANTS AND SUBSIDIES.....	112
5.1.2 ASSETS MANAGEMENT.....	113
4.1.3 INVESTMENTS, CASH FLOWS AND BORROWINGS	114
APPENDIX A- POWERS AND FUNCTIONS OF DISTRICT MUNICIPALITY.....	ii
APPENDIX D: PROJECT CONSTRUCTION PER WARDS PER LOCAL MUNICIPALITY.....	vi
APPENDIX E: SERVICE PROVIDERS PERFORMANCE FOR CAPITAL PROJECTS.....	viii
APPENDIX F: RECOMMENDATIONS OF THE AUDIT AND PERFORMANCE AUDIT COMMITTEE 2022/2023.....	ix
<i>Internal audit function and the effectiveness of internal controls</i>	ix
<i>The quality of monthly and quarterly reports submitted in terms of the MFMA and DoRA:</i>	ix

CHAPTER 1: INTRODUCTION

COMPONENT A: MAYOR'S FOREWORD



The uThukela District Municipality is pleased to present its 2022/2023 Annual Report. The development of the Annual Report is aimed at appraising the community of uThukela about our strides and challenges that the municipality experienced during the previous financial year.

The strides achieved by the municipality may be

community protests which are prompted by aged infrastructure and sabotage of the very aged infrastructure and unfunded budget. In the light of these challenges, it is appropriate to argue that milestones achieved by the municipality are significant.

Whereas there are service delivery challenges, arguably achievements through major adversities that must be continually praised and as such the Basic Service Delivery and Infrastructure KPA which is a key priority is celebrated by the municipality. The intervention by the Minister of Water and Sanitation at our behest to epitomise our commitment to providing sustainable service delivery also present a glimmer of hope and a silver line at the end of the tunnel which calls for our citizenry to keep our heads up in hoping for a better tomorrow.

Such intervention has not come miraculously but a remnant of the gallant efforts of the Mayoral Office that I am honoured to lead. Our unrelenting drive to mobilise resources even where the efforts are pondered to be a hopeless attempt are now beginning

The SDBIP of the municipality remains customer centric in its approach and prioritise projects which are focusing on our mandate namely, provision of water and sanitation facilities that do not undermine the constitutional rights of our citizenry. Furthermore, the social, economic and infrastructure needs of our community are well articulated in the IDP.

It is also UTDM intent to progressively solidify its position as a region rich in investment potential. This noble vision is delivered through catalytic projects which epitomise uThukela District Development Agency. Catalytic projects include to mention just a few:

- ❖ The Agency is working on a project to build a cultural village at Mhlumayo, under iNkosi Sithole. The project will attract tourists to this rural community and thereby, spur the development of rural tourism in the district. Feasibility study and site establishment have been completed. The first phase of the project is funded with an amount of R3 Million rands.
- ❖ At Driefontein area the Agency is working on a project to explore coal and gas. The project is funded to the tune of R2 Million. Further funding will flow into the project if it

contributed vastly to ensuring that the municipality does not collapse.

Imperative to convey before the residents is an unpalatable financial standing that as uThukela District has inherited since coming to office in December 2021. We are expected to operate amid the unfunded budget with the deficit of around R700 million. The figures to that effect are further compromised by the ever mushrooming of historical creditors that emerge through court judgements manifesting through issuing of attachments of property in the form of municipal vehicles. You then continually left to wonder when exactly can we hope to turn things around and steer this uThukela District Municipality sheep to the clear water? Answer to it lies in the power of unity and leadership which strives from the foundation of honesty, integrity and respect

These leadership qualities that I ascribed to have been entrenched over to our generation by the only credible leader that South Africa has left in the form of IFP founder and President Emeritus Prince Mangosuthu Buthelezi. The challenging task of leading uThukela cannot be overcome without the gallant leadership legacy that we derive from the prince, and we are forever grateful.

... community to trust us in our quest to

COMPONENT B: EXECUTIVE SUMMARY

THE VISION AND MISSION OF UTHUKELA DISTRICT MUNICIPALITY

VISION

"By 2030 uThukela will be a stable, sustainable and prosperous district with committed servants who serve with excellence in governance, service delivery and economic development."

MISSION

We promote a customer-centred, people driven environment with emphasis on consultation, integrity, accountability, economic growth, effectiveness and efficiency

MUNICIPAL MANAGER'S OVERVIEW

As an Accounting Officer, I hereby submit the 2022/2023 Annual Report for uThukela District Municipality. The submission in question is as per dictates of Section 121 of the Municipal Finance Management Act No 56 of 2003 read in tandem with Section 56 of the Municipal Systems Act No 32 of 2000. The two afore-stated pieces of Legislation direct that the Accounting Officer should prepare both Annual Report and Annual Performance Report for the Municipality.

The report will therefore provide insight on the achieved milestones on the parameters set for the institution. By

the report will articulate challenges and bottlenecks which may have barred the municipality to

These achievements are grounded to our commitment to steadily deepen accountability and management at all levels. Interim Finance commitment has been used as a commodity to inculcate a philosophy of aggregate fiscal discipline which has been a taboo in the institution. The municipality has managed to develop a credible financial recovery plan under the stewardship of the Ministerial Representative. The focal point of the plan was implemented in terms of heavy restrictions that were placed on all expenditure and procurement of services, the non-filling of less critical positions and identification of overtime and standby as one of the cost drivers. It is worth mentioning that the latter was met with resistance, however the municipality imposed its authority without fear or favour. Cancellation of dubious contracts and forensic investigations epitomised our commitment to sound financial management and accountability.

The elimination of the dichotomy between the development and implementation of Revenue Enhancement Strategy led a slight improvement on the revenue collection. Arguably revenue collection would have improved significantly if the municipality has not appointed the service provider whose contract was dubious since the municipality was not benefitting.

One area of grave concern is the number of years the municipality has been receiving Qualified Audit Outcome. In the light of the latter the focus for the previous financial year was to usher the paradigm shift whereas our focus would transcend priority of service delivery but also putting improved audit outcome at the centre stage of our plans. In our quest to improve audit outcome we have put systems and controls in place.

Provision of water and living to the adage that water is life and sanitation is dignity has been a challenge emanating from the aged infrastructure and the fact that our plants don't have capacity to meet the demand aggravated our predicament as the municipality. It is hoped that the intervention by the Minister Department of Water and Sanitation will bring immediate relief to the plight of our communities.

Despite all the challenges the municipality remains resolute in ensuring that service delivery and improving the basic infrastructure within the district take the centre stage.

It will be injudicious of me if I would fail to thank the community of uThukela (section 79 & 80 committees for the support that have been provided).

It is my prayer that we continue to remain committed to the cause of our duty and it my wish that we strive to work harmoniously and focus on taking our municipality to heights beyond imagination.


Ministerial Representative

COMPONENT C: MUNICIPAL FUNCTIONS, POPULATION AND ENVIRONMENTAL OVERVIEW

1.1 SITUATIONAL ANALYSIS

Future improvement within uThukela district municipality and in the family of municipalities should respond directly to the development trends, patterns, needs and objectives of those who live and/or work within the jurisdiction. It must be significant to the local context while also contributing to the attainment of the provincial and national development obligations. This section of the first phase of the Fifth generation IDP tries to provide a detailed analysis of the current development situation within uThukela and its surrounding. It is arranged as per the Key Performance Areas (KPA), but also considers issues that are relevant to uThukela district municipality. The national KPA's are as follows:

- Municipal Transformation and Institutional development
- Local economic development and social development.
- Basic service delivery.
- Financial viability and management
- Good governance and public participation.
- Spatial planning and Environment(KZN)

1.2 GEOGRAPHICAL LOCATION OF UTHUKELA DISTRICT MUNICIPALITY

The uThukela District Municipality is a Category C municipality and is located on the western boundary of the KwaZulu-Natal Province. It is bordered by three other district municipalities: Amajuba, uMzinyathi and uMgungundlovu. It consists of three local municipalities: Okhahlamba, Alfred Duma and Inkosi Langalibalele.

The district derives its name from one of the major rivers in KwaZulu-Natal, the UThukela River, which rises from the Drakensberg Mountains and supplies water to a large portion of KZN, as well as Gauteng.

Drakensberg and supplies water to a large portion of KwaZulu-Natal as well as Gauteng. The district municipality includes three local municipalities, namely Okhahlamba, Inkosi Langalibalele and Alfred Duma.

The Uthukela region has an abundance of natural resources and opportunities, including the Drakensberg, Tugela River, N3 and N11 national roads and industrial developments in Ladysmith and Estcourt. The natural beauty of Uthukela should be turned to advantage through marketing and the maintenance of infrastructure in order to secure a lucrative tourism industry. Uthukela has developed the multicultural center concept to gain some benefits from the 2010 Soccer World Cup but requires funding and buy-in.

The proposed cableway in the Mweni Valley, linking KwaZulu-Natal and Lesotho, will also promote tourism in the district and investigations are underway to establish a tourism development (chalets and hotel) at the Woodstock Dam. An initial viability study was also completed for the Big Five Game Reserve/Bridge to Nowhere initiative, which has the potential to create 4 000 jobs.

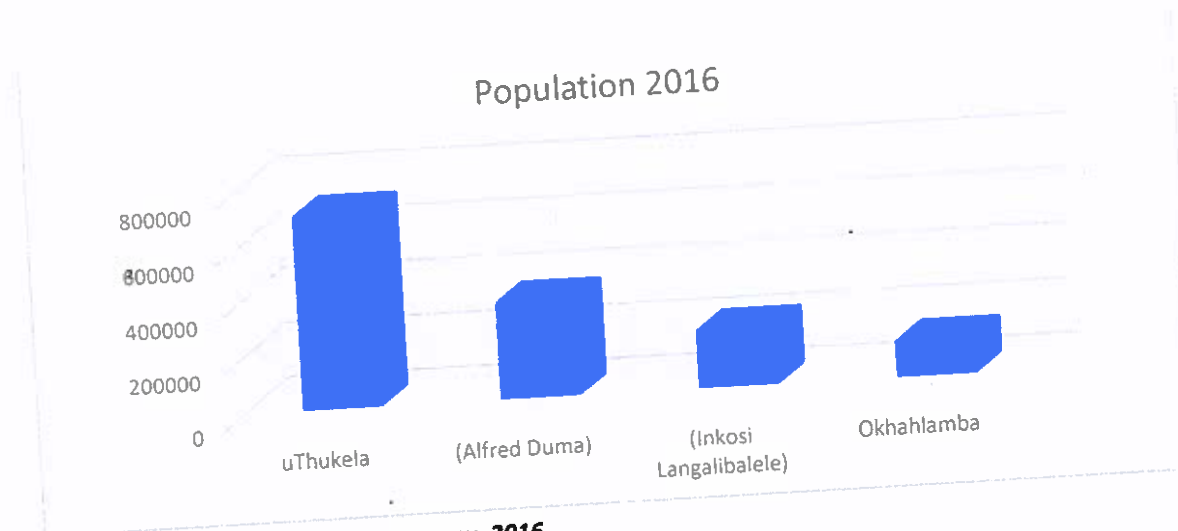
1.2.1 Demographic Characteristics

The population of uThukela District Municipality forms part of the ultimate objective of the development process, as well as being a subject in the process, since the people provide labour and entrepreneurship for production also consume the output of production. Likewise, demographic processes e.g. fertility, mortality and migration determine the demographic outcomes such as size, age-sex structure and spatial distributions of the population which affect the functioning of socioeconomic processes of land use, labour absorption, consumption and expenditure which in turn define the socio-economic outcomes in terms of income, employment, education, health, housing etc. In short, this analysis will shade some light on the dynamics of uThukela District population, which can then be used to develop strategic interventions.

1.2.3 Total Population and Growth Rate

The population of uThukela District increased from 668,848 in 2011 to 706,589 in 2016 recording approximately 2% growth, which translates to an annual growth rate of 0.17% during the period. Alfred Duma municipality experienced the highest increase followed by Inkosi Langalibalele municipality (1.69%). Okhahlamba also experienced an increase in its population recording 4.2% respectively between 2001 and 2016.

Amongst other factors the impact of high birth



Source: Statistics SA, Community survey, 2016

1.2.4 Population Distribution by District Municipality

The population of the uThukela district municipality is unevenly distributed. The largest population is in Alfred Duma local municipality and the small population is in Okhahlamba local municipality. It is noted that the population distribution has changed after the emerging of Emnambithi with Indaka and Umtshezi with Imbabazane local municipalities. The table below shows the number of wards in the uThukela district and how the population is distributed from the 2007 to 2016.

Table 4: Population Distribution

MUNICIPALITY	WARDS	2007 SURVEY	2011 CENSUS	2016 SURVEY	PERCENTAGE
Okhahlamba	15	151 441	132 068	135 132	19.12%
	24	224 651	196 226	215 182	30.45%

According to the Census 2011, the number of people between 15-64 aged has increased to 391,369. Females are more than male and are occupying 55% in this category whereas male are on 45%. With regards to 0-14, males are leading with 51% while females are sitting in 49%. The last category which is 65-120, females are more with 69% and males are in 31% compare to males.

The breakdown below shows age and gender of uThukela district municipality.

AGE	MALES	%	FEMALES	%	TOTAL
0-14	124,497	51%	121,712	49%	246,209
15-64	177,056	45%	214,314	55%	391,369
65-120	9,631	31%	21,638	69%	31,269

Source: Statistics South Africa, Census 2011

1.2.6 Dependency Ratio

Dependency ratio defines the number of dependents (i.e. people under the age of 15 and over the age of 65 years) per 100. A high dependency ratio is a challenge to guardians who in many instances are unemployed particularly in rural parts of uThukela. The dependency ratio in uThukela declined from 76.4 to 70.6 between 2001 and 2011. Dependency ratio is high in Alfred Duma local municipality compared to all other municipalities within uThukela. Alfred Duma especially the part of former Indaka is a settlement economy without any core economic source, hence the high dependency ratio. Okhahlamba also have high dependency ratio (79%).

Generally, uThukela District experienced a decline in its dependency ratio between 2001 and 2011. However, the ratio is still high compared to the provincial (65.4%) and national (58.7%) averages. The following diagram illustrates the dependency ratio per local municipality.

Figure 4: Dependency Ratio

Dependency Ratio

1.2.7 HIV/AIDS

HIV and AIDS have had a major impact on both the quality of life of communities and families and on the economy. Number of initiatives have been carried through the National Department of Health to combat the current epidemic however, major challenges remain.

Among the 11 districts in KwaZulu-Natal, the impact of the HIV epidemic when a five-year comparison was done between 2009 and 2013. The 2013 National Antenatal Sentinel HIV Prevalence Survey, South Africa illustrates that the most significant decrease in HIV prevalence is in UThukela district which decreased by 6.4%, i.e. from 46.4% in 2009 to 40.0% in 2013, but still remains very high.

The table below shows the HIV Prevalence from 2009 to 2013 in the whole districts of KZN

DISTRICTS	PREVALENCE IN 2009(%)	PREVALENCE IN 2013(%)	VARIANCES
Amajuba	37.3	37.8	0.5
Harry Gwala	35.2	36.6	1.4
UGu	40.2	39.9	-0.3
King Cetshwayo	37.7	38.9	1.2
uThukela	46.4	40.0	-6.4
UMzinyathi	28.2	35.7	7.5
Zululand	36.7	38.1	1.4
EThekweni	41.5	41.1	-0.4
ILembe	40.6	45.9	5.3
UMgungundlovu	40.9	42.4	1.5
UMkhanyakude	39.7	44.1	4.4
KZN	39.5	40.1	0.6

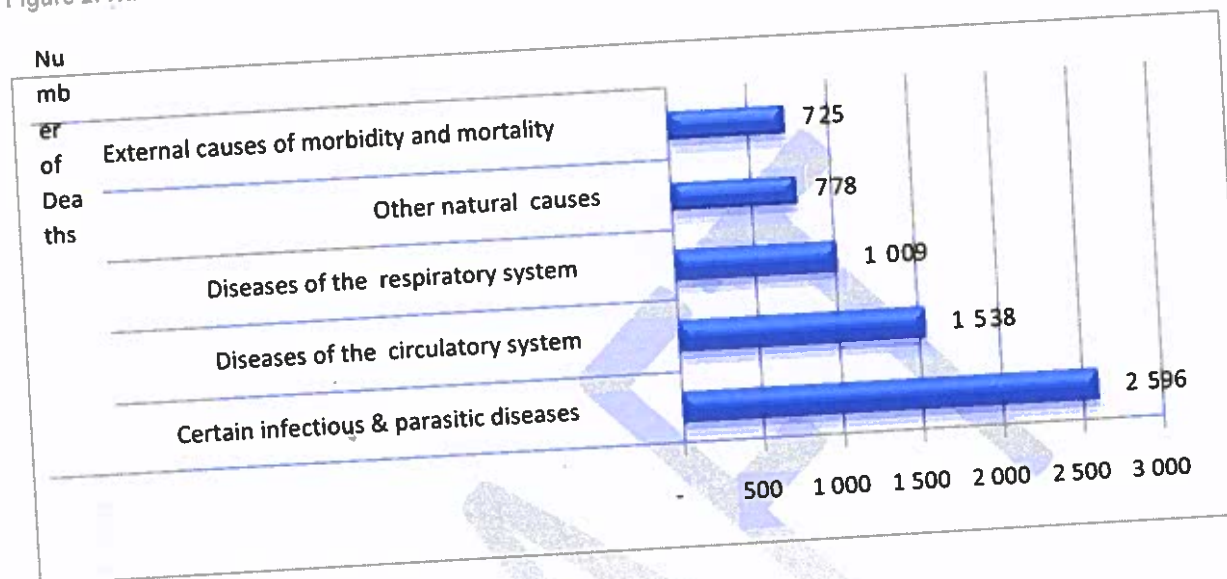
Source: The 2013, National Antenatal Sentinel HIV Prevalence Survey, South Africa

1.2.8.2 Leading Causes of Death

Certain infectious & parasitic, diseases of the circulatory system and diseases of the respiratory system are the main group causes of death in the district accounting 2,596, 1,38 and 1,009 deaths in 2011.

The diagram below illustrates the number of deaths by main groups of causes of death

Figure 2: Number of deaths by main groups of causes of death



1.2.8.3 The 10 leading underlying natural causes of death

Table 6: The 10 leading underlying natural causes of death

No		Number	%
1	Tuberculosis (A15 A19)**	1 349	15,8
2	Intestinal infectious diseases (A00-A09)	648	7,6
3	Influenza and pneumonia (J09-J18)	644	7,5
4	Cerebrovascular diseases (I60-I69)	598	7,0
5	Other forms of heart disease (I30-I52)	429	5,0
6		259	4,2

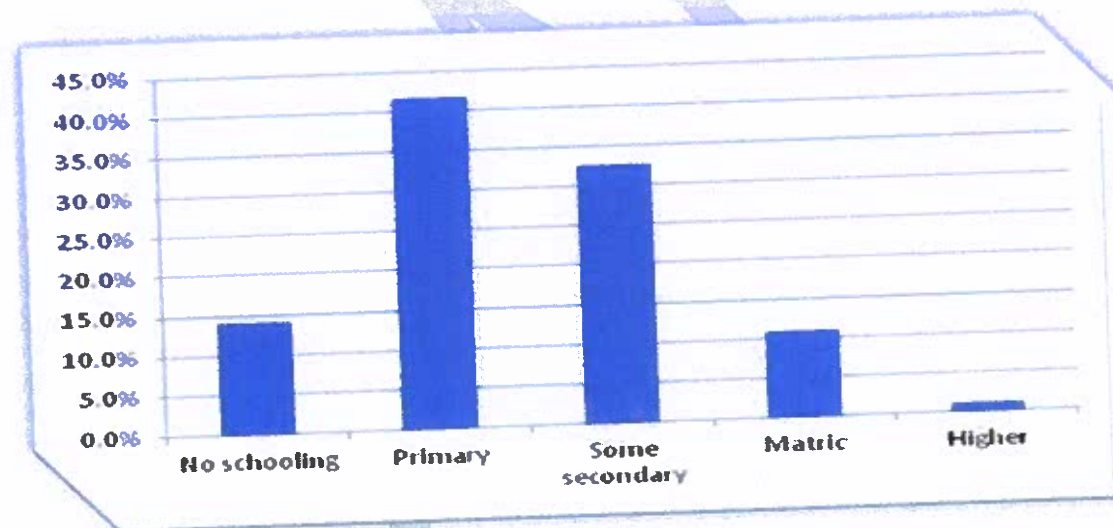
1.2.9 Education Profile

Education serves as the means to bring about the desired change in society, to develop a generation of virtuous individuals and thus contribute to the development of good human beings. The importance of education is that it empowers individuals to take better care of themselves and their children. Education also serves as a gate to higher economic growth through higher level of skilled society. This is why the provision of good education and educational resources remains a high priority for uThukela district municipality. The department of education in uThukela district is playing a vital role in ensuring that the education is given the priority.

1.2.9.1 Education Level

A small percentage of the population in the district has post-matric qualifications at only 1%, whilst 14% of the population has no schooling whatsoever. 41% have primary school education and 33% have some secondary schooling, whilst only 10.9% achieved matric. This means that there is a limited pool of skilled labour in the municipality and that basic education needs to be addressed in order to improve skills levels in the future. Basic education is considered fundamental to the future success of the local economy.

Figure 3: Education Level



Source: Statistics South Africa, Community survey 2016

Level of Education	KZN	Uthukela	Alfred Duma	Inkosi Langalibalele	Okhahlamba
Grade 0	351,701	26,129	13,119	7,82	5,190
Grade 1/Sub A	337,208	25,522	12,238	7,82	5,465
Grade 2/Sub B	334,645	25,197	12,151	7,432	5,615
Grade 3/Standard1/ABET	342,542	26,036	12,646	7,555	5,834
Grade 4/Standard 2	392,225	29,405	14,324	8,739	6,343
Grade 5/ Standard 3/ABET 2	384,132	27,847	13,943	7,973	5,931
Grade 6/Standard 4	397,690	28,320	14,235	8,284	5,801
Grade 7 Standard 5/ABET 3	471,585	33,651	17,125	9,73	6,796
Grade 8/ Standard 6 /Form 1	619,449	40,467	21,379	11,647	7,442
Grade9/ Standard 7/ Form 2/ ABET 4	530,018	34,714	18,013	9,772	6,928
Grade 10 / standard 8 / Form	732,789	47,127	24,801	13,376	8,950
Grade 11/ Standard 9 Form 4	788,117	49,272	25,427	14,797	9,048
Grade 12 / Standard 10 / Form 5	1,934,771	100,496	54,491	29,947	16,458
NTC / N1/NIC/ V Level 2	15,273	753	450	224	80
NTC N2/NIC/V Level 3	11,388	434	267	135	35
NTC N3/NIC/V Level 4	15,606	617	356	198	63
N4/NTC 4	12,001	440	280	114	45
N5/NTC 5	10,537	399	257	107	35
N6/NTC 6	13,255	514	316	141	57
Grades with less than Grade 12 /	12 248	502	300	141	61

Post Higher	17,305	564	326	169	70
Diploma Masters:					
Doctoral Diploma					
Bachelor's Degree	80,354	2,524	110,451	653	310
Bachelor's Degree and Post	32,913	979	585	241	153
graduate Diploma					
Honours degree	34,948	1,121	720	276	126
Higher Degree Masters/ PhD	24,019	564	346	131	88
Other	16,632	791	546	185	59
No schooling	720,791	54,503	23,952	18,356	12,195
Unspecified	-	-	-	-	-
Not applicable	1,308,143	95,694	47,802	26,924	20,968
GRAND TOTAL	10,267,300	668,848	6103,245	7691,092	132,068

Source: Department of Education, 2016

1.2.10 Income Levels

1.2.10.1 Households Income

Household income can be used as a proxy for economic well-being of household and individuals, as it determines their consumption and savings potentials. Changes in the income by households is one of the direct indicator available that can be used to establish who benefits from economic development and by how much are the beneficiaries benefiting. Furthermore, data on household income can be used to inform poverty analysis.

In uThukela the R1-R4800 and R, 4800-R9600 household income categories have increased considerably throughout the years; this can be an indication of improvement in the socio-economic status of the households in the district. The number of households in the upper end income categories (i.e.R1 228 801-R 457 600) have decreased throughout the years. The table below displays the household's income of uThukela district municipality and KZN province in 2011.

INCOME CATEGORY 2011	KZN 2011	UTHUKELA 2011
	287 240	22,150

R 307 600 - R 614 400	98,245	3,271
R 614 000 - R 1 228 800	30,829	638
R 1 228 800 - R 2 457 600	9,201	253
R 2 457 600 or more	6,017	254
Unspecified	107	3
Grand Total	2,539,429	147,286

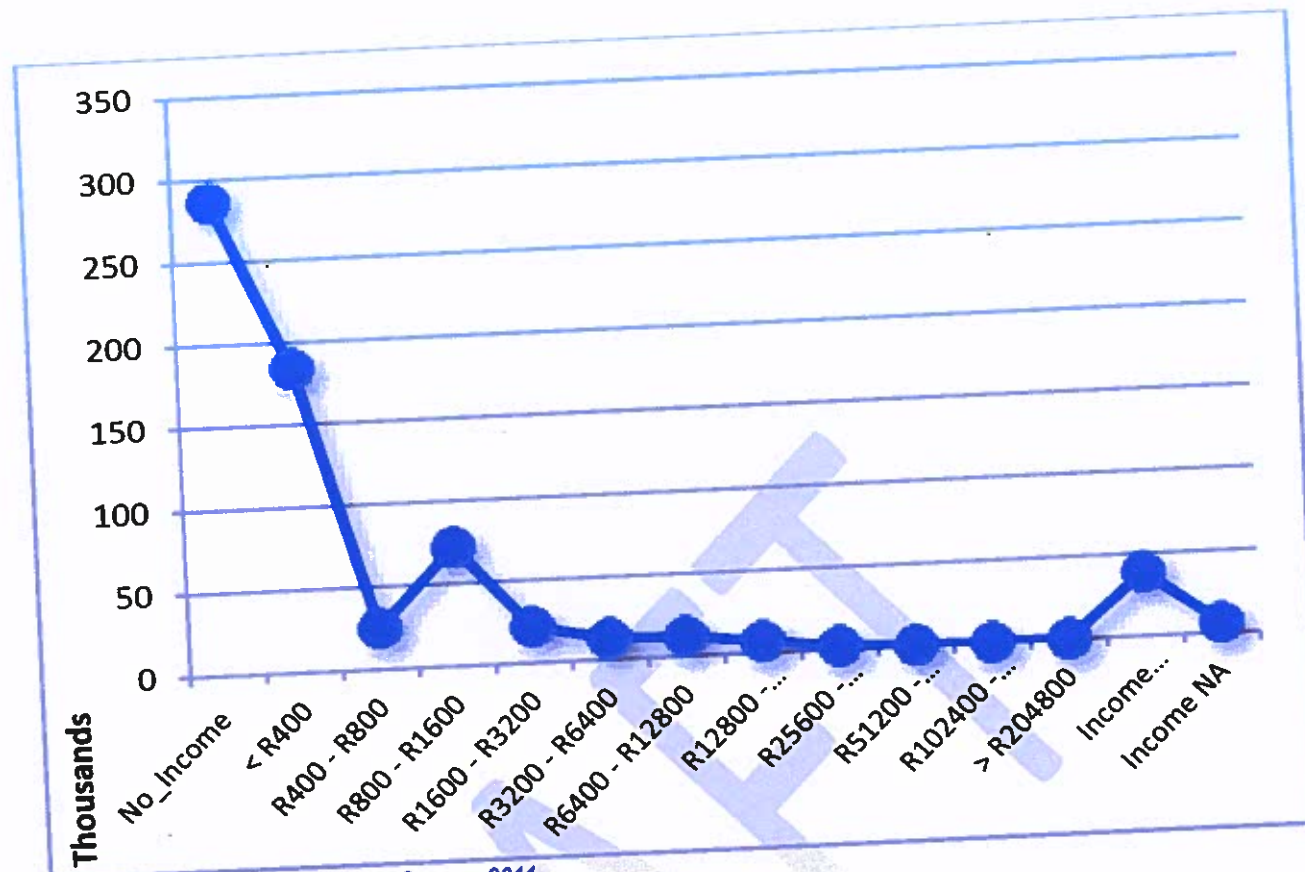
Source: (Statistics South Africa: Census 2011)

Approximately 286, 410 (i.e. 42.8%) of the population has no source of income and about 184, 170 (i.e. 27.5%) earn less than R400 per month which translate to almost 70.3% of the population leave below the poverty line. Approximately 2,894 of the population in uThukela earn over R25, 600 per month.

These people work around Ladysmith, Estcourt, and Bergville in senior management and professional positions in government and private institutions. The diagram and table below illustrate the status of the individual monthly income in uThukela district as per the 2011 statistics South Africa.

Graph 1: Individual Income

INDIVIDUAL MONTHLY INCOME	
No Income	286410
< R400	184170
R400 - R800	24891
R800 - R1600	72182
R1600 - R3200	21541
R3200 - R6400	12597
R6400 - R12800	11936
R12800 - R25600	7149
R25600 - R51200	2022
R51200 - R102400	347



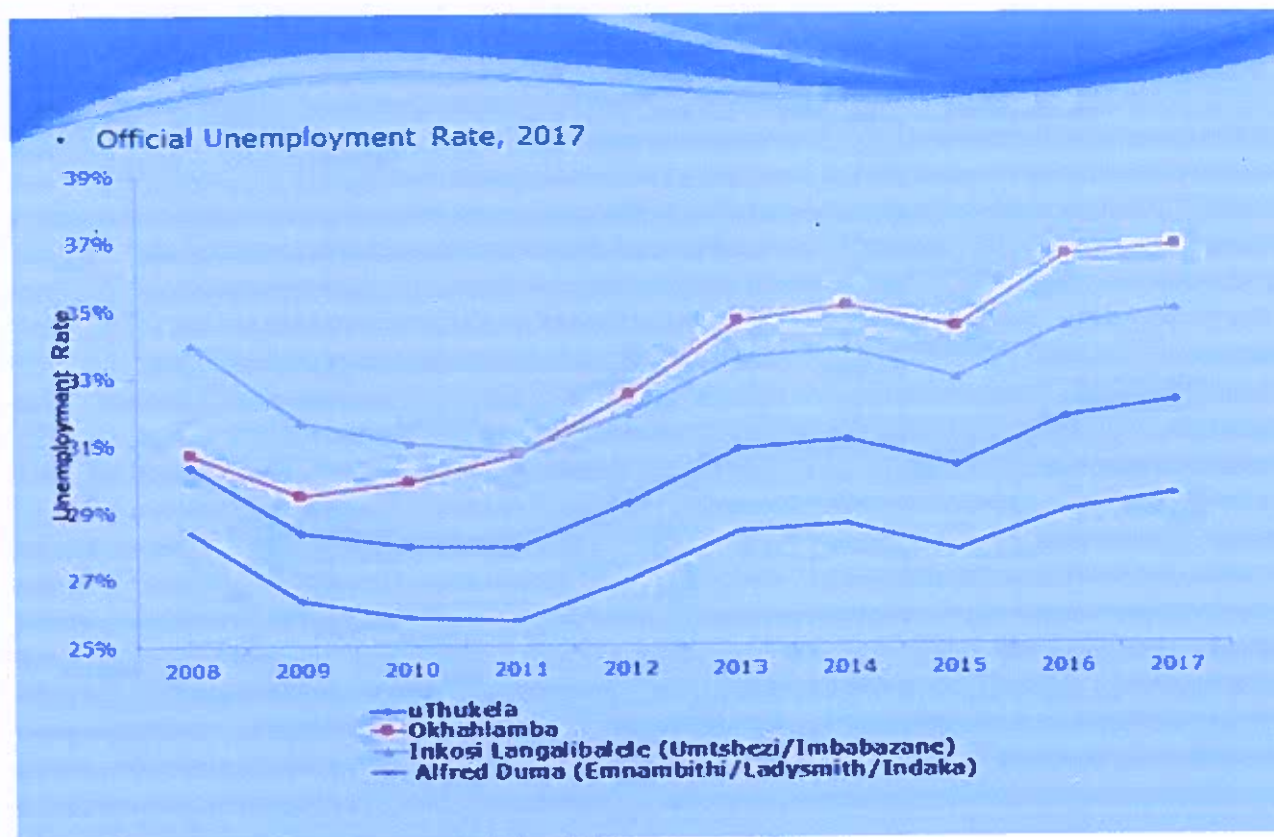
Source: Statistics South Africa, Census 2011

1.2.10.2 Employment Profile

The unemployment rate in uThukela district municipality was sitting in 31.8% in 2016 and 32.2% in 2017. The trend is that in the uThukela district and its family of municipalities, the unemployment rate is accumulative.

Alfred Duma local municipality unemployment rate was sitting at 29.0% in 2016 and 29.4% in 2017. Inkosi Langalibalele local municipality recorded the unemployment rate of 34.5% in 2016 and 34.9% in 2017. Okhahlamba local municipality was sitting at 36.5% in 2016 and 36.8% in 2017. The figure below depicts the picture of unemployment rate in uThukela and its family of municipalities from 2008 to 2017.

Table 8: The figure below illustrates the unemployment rate per local municipality from 2008 to 2017



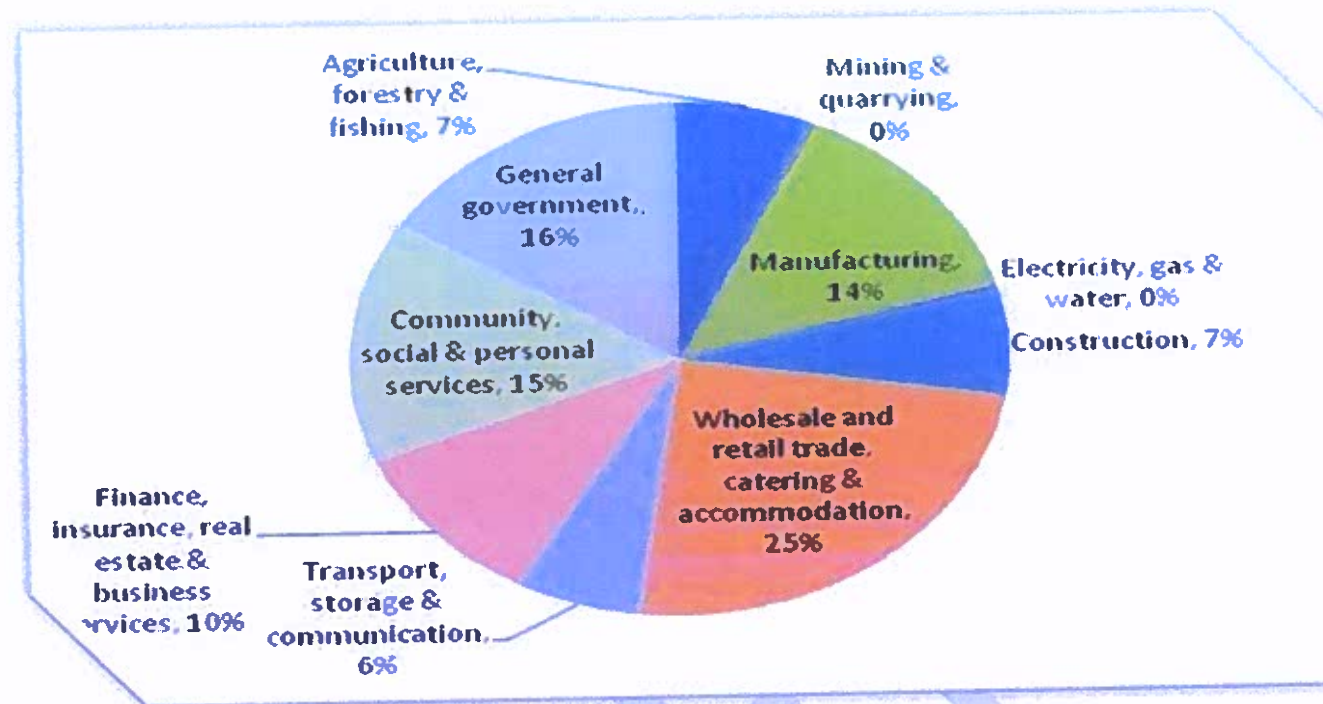
Source: Statistic SA and 2016 Community survey

Source: uThukela LED strategy

1.2.10.3 Employment by sector

The main source of employment within the district in 2011 was wholesale and retail trade, catering and accommodation at 25%. This was followed by government at 16% and community, social and personal services at 15%. Employment in the primary sector comprised around 7% of total employment in the district in 2011.

Bar Chart1: Employment per Sector



Source: uThukela LED strategy

From an employment growth perspective, the agriculture, manufacturing; and electricity, gas and water sectors showed an average decrease in employment of 5%, 2% and 1% respectively between 2001 and 2011. The biggest employment gains were in mining and quarrying (6% growth); finance, insurance, real estate and business services; transport, storage and communications; and general government (all 5% growth respectively).

1.2.11 Poverty Levels

The overall proportion of people living in poverty in uThukela is about 65.7% in 2016, and the indications is that number of people living in poverty is increasing in uThukela.

Within the district context, the most poverty-stricken areas are found in some areas of Alfred Duma and Inkosi Langalibalele municipalities (The former Indaka and Imbabazane). The overwhelming majority of people living in poverty are from the black community. The three measures of poverty and social inequality clearly show that poverty is

concentrated in the Black community and that inequality are widening over time.

During the process, the principles that direct the preparation of the uThukela SDF and its implementation is summarized hereunder:

- Spatial development principles as founded in the Sustainable Development Goals (SDG's), National Spatial Development Perspective (NSDP), National Development Plan (NDP), Provincial Growth and Development Strategy (PGDS), District Growth and Development Plan (DGDP) Spatial Land Use Management Act (SPLUMA) and Provincial Spatial Economic Development Strategy (PSEDS)

1.2.12.1 Regional Context

UThukela is located within the middle west of KwaZulu-Natal Province. The district comprises of three local municipalities, namely:

- Okhahlamba (KZ235)
- Inkosi Langalibalele (KZ237)
- Alfred Duma (KZ238)

It is strategically positioned within the centre of Durban and Johannesburg, which are the national hubs within the country in terms of trade of commerce. It also largely comprises of Okhahlamba Drakensberg Park that is a declared World Heritage Site and this places the area as global interest. The district is anchored around Ladysmith Town, which serves as a service and administrative centre, and a commercial hub for UThukela District and beyond. However, the role and function of Ladysmith commercial centre cannot be exaggerated a regional scale given the fact that it is a relatively smaller town when a comparison is drawn from the nearest regional centres such as Newcastle and Pietermaritzburg.

Therefore, Ladysmith can be classified as a sub-regional centre and not a regional centre that serves as a feeder for smaller towns that are located between 100km to 200km away from it. Although UThukela does not boast with a notable regional centre, it is strategically located at the intersection of two major national and provincial development corridors and trade routes that is:

- The N11 which runs in a north- south direction linking KwaZulu-Natal with Mpumalanga Province; and
- The N3, which runs in an east west direction linking Durban and Johannesburg Metropolitan areas.

The railway line linking KwaZulu-Natal with Gauteng and Mpumalanga Provinces runs through the UThukela District Municipality (UTDM). As such, the UTDM is highly accessible at both regional and national level. The size of the Municipality is approximately 11,500km² and is located along the western boundary of KwaZulu-Natal. It is predominately rural. The Municipality is characterised by socio-economic challenges such as a low revenue base, poorly maintained infrastructure and limited access to social and other services. High levels of poverty, unemployment, skills shortage, a lack of resources and low levels of education is also prevalent. The settlement patterns are dispersed, which resulted in underdeveloped land and settlement patterns that make it challenging and expensive to deliver effective services.

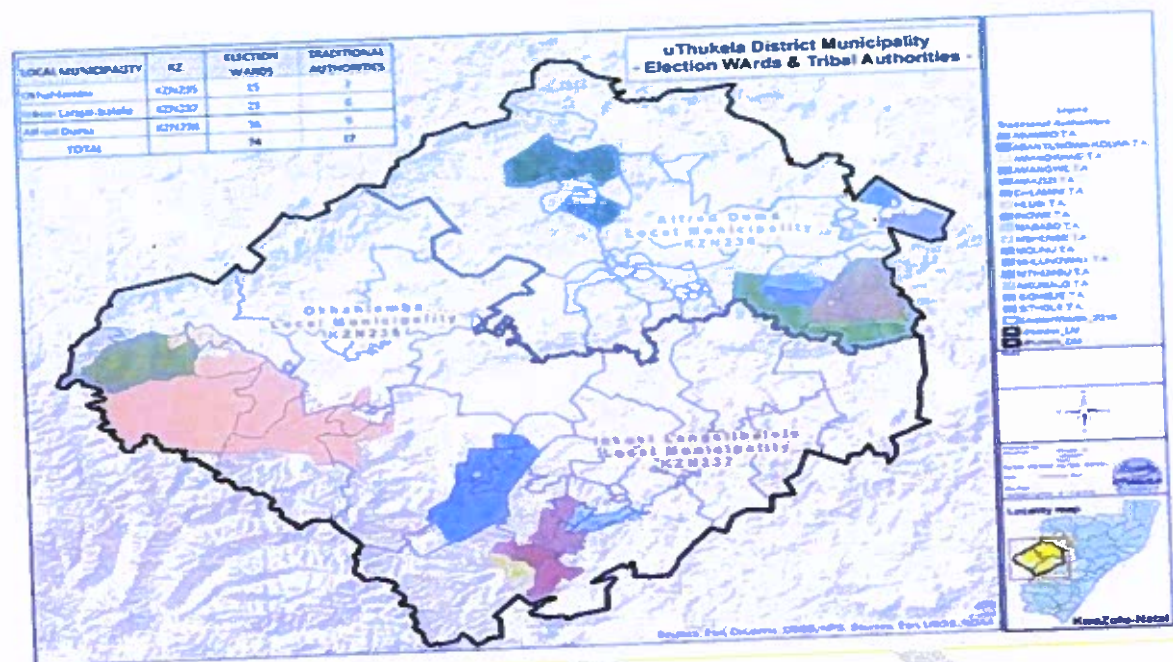


1.2.12.2 Administrative Entities

Most parts of UThukela District Municipality are farmlands, which are managed in terms of the Agricultural Act 70 of 1970. Under the KwaZulu-Natal Planning and Development Act No. 06 of 2008 (PDA), these areas are also subjected to land use controls when the municipalities develop the Wall-to-Wall Land Use Management Schemes. In case of land that is under Ingonyama Trust there are additional local structures that have the influence in terms of land allocation.

The local municipalities have expressed challenges in terms of managing land allocation within the areas that are under Amakhosi. The municipality communicates with the Amakhosi during the IDP and Budget processes about land allocations. This affords the municipality a platform to advise the Amakhosi if their land allocation issues are not ideal. The implementation of the recommendation of the PDA (to have wall-to-wall Land Use Management Scheme) by local municipalities will assist in this issue.

1.2.13 Traditional Authorities



1.3 KEY FINDINGS

The population of uThukela District increased from 668,848 in 2011 to 706,589 in 2016 recording approximately 2% growth as per 2016 Community survey;

- Inkosi Langalibalele municipality experienced the highest increase (38.4%) followed by Alfred Duma (1.69%);
- The population of uThukela district municipality is unevenly distributed;
- The number of people between 15-64 age is increased to 391,369;
- Females are more than male and are occupying 55% in this category whereas male are on 45%;
- The dependency ratio in uThukela declined from 76.4 to 70.9 between 2001 and 2011;
- 2016 Community survey show a slight increase from 70.9% in 2011 to 72.39%.
- Dependency ratio is high (93.8%) in Alfred Duma municipality compared to all other municipalities within uThukela;
- Okhahlamba and Inkosi Langalibalele also have high dependency ratio (79% and 72.7% respectively);

... its dependency ratio between 2001 and 2011. However, the

PROCESS

Legislation and Guidance		Process Player	Owner	Role	Timeframe
ear	MFMA S52(d)		MM Assisted by other s56 managers & CFO		August
e to Internal Audit	Internal Audit verifies submitted evidence		MM & CFO		August
annual financial statements to the	Joint Committee assessing both financial and non-financial performance advances accountability and expedites corrective measures		MM & CFO		August
Auditor General including annual	Submission of annual financial statements as per section 126(1) of the MFMA.		MM & CFO		October
ments, assess and verify collected	PMS collects and verifies collected data		MM/PMS		December
variation for the first draft. Circulate verification and comments.	PMS consolidates Annual Report		MM/PMS		January
ittee for comments	Joint Committee assessing both financial and non-financial performance advances accountability and expedites corrective measures		MM/PMS/Audit Performance Committee	and	January

ately after the Draft Annual Report and the public must be invited to ft Annual Report	Section 127 (2) states that the mayor of a municipality must, within seven months after the end of the financial year, table in the municipal council the annual report of the municipality and of the municipal entity under the municipality's sole or shared control	Mayor	January
	Section 127 (5)	MM	January
ual Report including final annual report to Auditor-General, Provincial	Section 127 (5) (2) (b)	MM	February/March
annual report of the municipality and sole or shared control no later than annual Report was tabled in Council in Oversight Report on the Annual	Section 129 (1)	Oversight Committee	February/March
here the Annual Report is discussed Provincial Treasury and KZN COGTA	Section 129 (2) (a) (b)	MM	March
Oversight Report within 7 days from	Section 129 (3)	MM	March

CHAPTER 2 – GOVERNANCE

At National level, the Implementation Plan of Action for the 5-year Local Government Strategic Agenda, as adopted by Cabinet in January 2006, is used as the basis for determining a number of key performance areas for all municipalities. These set out the mandate to be achieved by all municipalities and as such represent an important guiding principle for municipal organizational design.

COMPONENT A: POLITICAL AND ADMINISTRATIVE GOVERNANCE

Council comprises of the political and administrative components responsible for decision-making and implementation respectively. The Mayor and the Speaker head the political component of the municipality. The Municipality has all the powers assigned to it in terms of the Constitution as well as relevant national and provincial legislations. The Municipality has the authority to take any possible actions to effectively exercise powers assigned to it. Uthukela District Municipality has an approved delegation system that seeks to decentralize and democratize decision-making within the institution, and improve the pace at which services are delivered to the community. This is intended to maximize administrative and operational efficiency and provide for adequate checks and balances. In line with the delegations system, some decision-making powers have been cascaded from Council to the Mayor, Executive Committee, Council Committees (Portfolio Committees) and the full-time Councillor(s). Other powers have been delegated to the Municipal Manager.

✓ *Political Governance*

• Introduction

The Constitution section 151 (3) states that the council of a municipality has the right to govern on its own initiative, the local government affairs of the local community.

The Uthukela Council is the highest decision making body within the Municipality. It is made up of 32 Councillors. The Chairperson of Council is the Speaker. There are four portfolio committees in the municipality.



Mayor

Inkosi NB Shabalala

A delegated powers and functions to our mayor-

- to promote the image of the municipality
- to ensure that the executive committee performs its functions properly
- to lead and promote social and economic development in municipality
- to preside over public meetings and hearings
- to convene public meetings and hearings
- to promote inter-governmental and inter-institutional relations
- to identify those of the municipality's activities that need a specific committee of councillors to investigate, discuss, evaluate and report and make recommendations to the executive committee after consultation with the municipal manager;
- to appoint a member of the executive committee as chairperson for each committee established by the council;
- to ensure, in consultation with the municipal manager, that a proper committee service responsible for the agendas and minutes is in place for the executive and other



SPEAKER: CLLR T Y NQUBUKA

**The Speaker
Cllr Nqulunga**

The speaker of a municipal council is assigned the following functions per section 37 of the Local Government: Municipal Structures Act, No. 117 of 1998 (Municipal Structures Act):

- To preside at meetings of the Council;
- To perform the duties and exercise the powers delegated to the speaker;
- To ensure that Council meets at least quarterly;
- To maintain order during council meetings;
- To ensure compliance in the council and council committees with the Code of Conduct for Councillors; and
- To ensure that Council meetings are conducted in accordance with the rules and orders of the council.



CLLR INKOSI N B SHABALALA
MAYOR



CLLR M H SHANGE
DEPUTY MAYOR



CLLR F ZUMA



CLLR M M KHOZA



CLLR A S MAZIBUKO



CLLR N W MCHUNU

EXECUTIVE COMMITTEE (EXCO)

The Executive Committee is made up of six (6) Councillors. The chairperson of the Executive Committee is the Mayor. The Executive Committee (Mayor) must submit a report and recommendation to the Municipal Council before Council decides to:

- Adopt and Enforce a By-Law;

The following are the committees of Council:

- Planning and Social Services Portfolio Committee
- Finance Portfolio Committee
- Corporate Services Portfolio Committee
- Infrastructural Services Portfolio Committee.
- Municipal Public Accounts Committee (MPAC)

Planning & Social Services Portfolio Committee

The terms of reference of this committee are to advise and make recommendations to the executive committee on all applicable legislation relating to social and economic development, national development programmes, provincial development programmes, trading regulations, investment opportunities, Tourism, youth, sports and gender, Public Participation, project facilitation and Communications. The committee may perform any duties and exercise any powers delegated to it by the Municipal Council or the Executive Committee in terms of Section 80 (3) (b) of the Structures Act.

The committee is responsible for advising Exco in ensuring equitable distribution of resources and finances between the district municipality and local municipalities (category B's), as well as between individual local municipalities.

The committee also partake in co-ordinating the annual revision of the Integrated Development Plan (IDP), and the preparation of the annual budget, and determining how the IDP is to be considered, or revised, for the purpose of the budget.

The committee ensures continuous and integrated multi-sectoral and multidisciplinary approach towards the provision of social services aimed at the management of disasters and better health for all in the district.



Chairperson: Cllr M H Shange



Cllr Z I Madondo



Cllr X F Mhlongo



Cllr N W Mchunu



Cllr N Mkhasibe

SOCIAL SERVICES PORTFOLIO COMMITTEE

Cllr MH Shange

Cllr ZI Madondo

Cllr XF Mhlongo

Cllr NW Sibiya

Cllr N Mkhasibe

Finance Portfolio Committee

These committees are to advise and make recommendations to the executive committee on

The committee monitors and oversee the exercise of financial responsibilities assigned to the Accounting Officer and Chief Financial Officer in terms of the MFMA, thereby ensuring that the municipality performs its Constitutional and statutory functions within the limits to the municipality's approved budget.

The committee is responsible for budget implementation in accordance with the IDP and SDBIP (Service Delivery and Budget Implementation Plan) in line with the approved budget.

The Finance Portfolio Committee is made up of the following councillors:



UTHUKELA
DISTRICT MUNICIPALITY



Chairperson:
Cllr Inkosi NB Shabalala



Cllr LM Mvelase



Cllr NC Mtshali



Cllr AS Mazibuko



Cllr B Coka



Cllr VR Mlotshwa



Cllr Z Mdlolo

FINANCE PORTFOLIO COMMITTEE

Cllr Z Mdlolo

Corporate Services Portfolio Committee

- The terms of reference of this committee are to advise and make recommendations to the executive committee on all aspects of Human Resources Development, Administration, Fleet Management, Legal Services and Performance Management Systems. The committee may perform any duties and exercise any powers delegated to it by the Municipal Council or the Executive Committee in terms of Section 80 (3) (b) of the Structures Act.

The Corporate Services Portfolio Committee is made up of the following councillors:



Chairperson: Cllr F Zuma



Cllr K I Hadebe



Cllr SW Khumalo



Cllr NC Hadebe



Cllr PG Strydom



Cllr TP Shabalala

CORPORATE SERVICES PORTFOLIO COMMITTEE

Cllr PG Strydom

Infrastructural Portfolio Committee

The terms of reference of this committee are to advise and make recommendations to the Executive Committee on the municipality technical tasks, such as, water and sanitation constructions and maintenance thereof, Water quality, municipal health services, occupational health and safety, and environmental management services. The committee is also responsible for the empowerment of individuals, families and communities with appropriate knowledge and skills that will enable them to take informed decisions about preventing ill-health, environmental pollution and degradation and promoting sustainable environmental development and wellness of the community at large thereby

The committee may perform any duties and exercise any powers delegated to it by the Municipal Council or the Executive Committee in terms of Section 80 (3) (b) of the Structures Act.

The Infrastructural Portfolio Committee consists of the following councillors:



Cllr SB Dlungwane

Cllr L Vilakazi

Municipal Public Accounts Committee

The terms of reference of this committee are to advise and make recommendations to Council on all the reports of the Audit and Performance Audit Committee and Council may refer matters to this committee for investigation. The Municipal Public Accounts Committee made up of the following councilors :



Chairperson:
Cllr TDJ Janse Van Rensburg



Cllr NA Hlongwane



Cllr L Qwabe



Cllr LP Mnculwane



Cllr NE Mthethwa



Cllr S Mzimela



Cllr L Kubheka

MUNICIPAL PUBLIC ACCOUNTS COMMITTEE (MPAC)

UTHUKELA COUNCILLORS



**2021
TO
2026**



Deputy Mayor
Cllr. M. H. Shange



Mayor Cllr. Inkosi
N. B. Shabalala



Speaker
Cllr. T. Y. Nqubuka



Cllr. S. S. Mzimela



Cllr. A. S. Mazibuko



Cllr. B. Coka



Cllr. F. Zuma



Cllr. K. I. Hadebe



Cllr. L. Kubbeka



Cllr. L. M. Mvelase



Cllr. L. P. Mchunu



Cllr. L. Qwabe



Cllr. L. Vilakazi



Cllr. M. B. Mbhele



Cllr. M. Khoza



Cllr. N. Mkhosibo



Cllr. N. A. Mngwana



Cllr. N. C. Hadebe



Cllr. N. C. Mtshali



Cllr. N. E. Mthethwa



Cllr. N. W. Mchunu



Cllr. P. G. Strydom



Cllr. S. B. Dlamane



Cllr. S. M. Buthelesi



Cllr. S. Ngemba



Cllr. S. V. Shabalala



Cllr. S. W. Khumalo



Cllr. T. J. Van Rensburg



Cllr. T. P. Shabalala



Cllr. V. R. Mthethwa



Cllr. X. F. Mhlongo



Cllr. Z. Madondo



Cllr. Z. Mdololo

List of Councillors – July 2021 to 09 November 2021

Name of Councillor	Political Party	Gender (M/F)
		Male
Mazibuko AS	ANC	Female
Strydom P	ANC	Female
Sibiya NW (Ms.)	ANC	Male
Khumalo MV	ANC	Female
Shabalala TP (Ms.)	ANC	Male
Mvelase SA	IFP	Female
Shabalala SV	IFP	Female
Ndaba G	ANC	Male
Mdluli GS	DA	Male
Msobomvu Z	EFF	Male
Hadebe NM	IFP	Male
Khumalo SZ	ANC	Male
Khumalo SW	IFP	Male
Dladla BS	ANC	Male
Ndumo ES	ANC	Male
Mbongwa SE	ANC	Female
Mbhele GE	IFP	Male
Msibi KL	DA	Female
Mlotshwa MN	ANC	Male
Mbhele MB	ANC	Female
Zikalala NL (Ms)	ANC	Male
Dlungwane SB	ANC	Female
Msibi SZP	ANC	Male
Njapha TB	ANC	Male
Khoza MM	IFP	Male
Dlamini TP	IFP	Female
Mhlongo XF	IFP	Male
Buthelezi SM	IFP	Male
Mfuphi PAM	ANC	Male
Msimanga MH	AIC	Male
Vilakazi KA	IFP	Female

List of uThukela Councillors –10 November 2021 to June 2022

NAME OF COUNCILLOR	Political Party	Gender M/F
Shabalala NB	IFP	Male
Nqubuka TY	IFP	Female
Shange MH	EFF	Male
Hadebe KI	IFP	Male
Qwabe L	IFP	Male
Mvelase LM	IFP	Male
Hlongwane NA	IFP	Female
Shabalala SV	IFP	Female
Mazibuko AS	ANC	Male
Strydom PG	ANC	Female
Hadebe NC	APM	Male
Mchunu NW	ANC	Female
Shabalala TP	ANC	Female
Dlungwane SB	ANC	Male
Jan Van Rensburg TD	DA	Male
Buthelezi SM	IFP	Male
Motshwa VR	APM	Male
Coka B	ANC	Male
Khumalo SW	IFP	Male
Mnculwane LP	IFP	Female
Mdlolo ZS	IFP	Male
Vilakazi L	NFP	Male
Mzimela S	ANC	Male
Ngwenya SA	INDEPENDANT	Male
Khoza MM	IFP	Male
Madondo ZI	IFP	Male
Mhlongo XF	IFP	Female
Zuma F	IFP	Male
Kubheka L	ANC	Female
Mkhasibe N	ANC	Male
Mbhele MB	ANC	Male
Mthethwa NE	NPA	Male
Mtshali NC	EFF	Female

List of UThukela Councillors –30 June 2022 to June 2023

NAME OF COUNCILLOR	Political Party	Gender M/F
Shabalala NB	IFP	Male
Nqubuka TY	IFP	Female
Shange MH	EFF	Male
Hadebe KI	IFP	Male
Qwabe L	IFP	Male
Mvelase LM	IFP	Male
Hlongwane NA	IFP	Female
Shabalala SV	IFP	Female
Mazibuko AS	ANC	Male
Strydom PG	ANC	Female
Hadebe NC	APM	Male
Mchunu NW	ANC	Female
Shabalala TP	ANC	Female
Dlungwane SB	ANC	Male
Jan Van Rensburg TD	DA	Male
Buthelezi SM	IFP	Male
Motshwa VR	APM	Male
Coka B	ANC	Male
Khumalo SW	IFP	Male
Mnculwane LP	IFP	Female
Mdiolo ZS	IFP	Male
Vilakazi L	NFP	Male
Mzimela S	ANC	Male
Ngwenya SA	INDEPENDENT	Male (ended March 2022)
Nkala MM	DA	Male (replaced Ngwenya SA)
Khoza MM	IFP	Male
Madondo ZI	IFP	Male
Mhlongo XF	IFP	Female
Zuma F	IFP	Male
Kubheka L	ANC	Female
Mkhasibe N	ANC	Male
Mbhele MB	ANC	Male
Mthethwa NE	NPA	Male
Mtshali NC	EFF	Female

Name of Traditional Leader	Representing	Gender M/F
Inkosi NS Sithole	Sithole Tribal Authority	Male
Inkosi TR Khumalo	Abantungwa Tribal Authority	Female
Inkosi M Hlongwane	Amangwane Tribal Authority	Male
Inkosi CN Zwane	Ingwe Tribal Authority	Male
Inkosi SS Kunene	Sgweje Tribal Authority	Male
Inkosi SN Mkhize	Abambo Tribal Authority	Male

Traditional Leadership- 10 November 2021- June 2022

Traditional Leader	Tribe representing	Gender
Inkosi NS Sithole	Sithole Tribal Authority	Male
Inkosi N Tshabalala	Amaswazi Tribal Authority	Female
Inkosi CN Zwane	Ingwe Tribal Authority	Male

Traditional Leadership- 30 June 2022- 30 June 2023

Traditional Leader	Tribe representing	Gender
Inkosi NS Sithole	Sithole Tribal Authority	Male
Inkosi N Tshabalala	Amaswazi Tribal Authority	Female
Inkosi CN Zwane	Ingwe Tribal Authority	Male

2. ADMINISTRATIVE GOVERNANCE

The administrative structure of UThukela District Municipality comprises of 5 departments. The Municipal Manager is the municipality's Accounting Officer. The administrative structure is divided into six departments headed by Section 56 Managers reporting directly to the Municipal Manager. The departments are:

- Office of the Municipal Manager;
- Budget and Treasury;
- Corporate Services;
- Water, Sanitation & Technical Services;
- Planning and Community Services

2.1. Duties in relation to the administration

The Municipal Manager is responsible, subject to the policy direction of the council, for the management of the administration in accordance with the Systems Act and other applicable legislation. Importantly, the municipal manager is tasked with the implementation of the IDP and the monitoring of its progress and making sure that the municipality is financially viable.

The onus is on the municipal manager, as head of the administration, to see to the implementation of the principles and values in his or her administration. Critically, section 51(d) of MSA stipulates that all staff and councillors must align their roles and responsibilities with the priorities and objectives of the IDP. The municipal manager also ensures that everyone within the administration contributes towards the implementation of the IDP.

2.2 Executive Management and Management

Uthukela District Municipality council also appointed General Managers, after consultation with the Municipal Manager. The council has negotiated performance contracts (section 56 of the Systems Act) with new appointees. This

Name	Portfolio	Roles and Responsibilities
Mr MB Mnguni	Municipal Manager	<p>To ensure effective executive management of the municipality addressing agreed political priorities, ensuring that the operation of the Municipality is restructured to deliver effectively and also to ensure that citizens are given sufficient information, opportunity and encouragement to participate in and influence the affairs of the municipality. The Municipal Manager's Office has the following divisions:</p> <ul style="list-style-type: none"> • Internal Audit Section • Performance Management Systems Section • Integrated Development Plan Section • Monitoring and Evaluation • Mayoral
Mr B Sithole	Chief Financial Officer	<p>To ensure that the District Municipality's finances are managed in a sustainable manner and meet the needs of the community in the following sections:</p> <ul style="list-style-type: none"> • Revenue • Expenditure • Budgeting and Financial Management Services • Supply Chain Management Services • Contract Management • Asset Management
Mr OS Mnguni	General Manager: Corporate Services	<p>To ensure that effective and efficient services are rendered by the Municipality. This division has the following units:</p> <ul style="list-style-type: none"> • Human Resources Services • Administration • Legal Section

managed properly in order to produce water which is of good standard. This division has the following units:

- Project Management Section
- Operations and Maintenance
- Bulk Water
- Waste Water Management
- Rural And Urban Water Reticulation

Mr BH Khoza

General Manager:
Planning & Community
Services

To perform the governance and compliance functions which include planning, regulating and ensuring access to basic water and sanitation services and also to ensure the health and wellness of the employees within the working environment.

To assist economical distressed communities by promoting a favourable business environment through strategic investment public infrastructure and technology and also to provide tools and information to maximise district competitiveness and enable economic growth for UThukela Industries. The main purpose of this division is to enhance economic growth for communities by developing partnership with private sectors and non-governmental organisations. This division is comprised of the following sections:

This division has the following sections:

- Municipal Health Services
- Water Services Authority
- Occupational Health & Safety
- Planning and Local Economic Development
- Disaster Management

Our Inter-Governmental Relations (IGR) was really about improving the delivery of outcomes through effective systems, processes and procedures that ensured cooperation of different role players around policy formulation, planning, monitoring and support and delivery.

2.3. INTERGOVERNMENTAL RELATIONS

Uthukela District Municipality has established IGR Structures in terms of the Intergovernmental Relations Act 13 of 2005. The District Mayor IGR is the decision making within the District and its family of municipalities. The Mayor's forum participates to the Premier's IGR forum that is convened by the Premier to implement resolutions taken at Provincial level.

The Municipal Managers' IGR sits on regular bases to recommend issues to be discussed and implement resolutions of the political IGR. The following are "political" and non-political inter-governmental Structures that facilitate inter-governmental relations within the province, between the district, province and local municipalities:

Structure	Participants	Responsibilities
Political Structures		
DDM POLITICAL HUB	<ul style="list-style-type: none"> • Traditional leaders, • MEC champion, • Minister Champion health , • Mayors, • Speakers, • Municipal Managers • HOD champion • EXCO members • SMS Members • COGTA/DCOG • SAPS • IGR Officer • DTT Chairperson • GCIS • MR • OSS • Stakeholder Convener • Provincial Convener 	District mayor and MEC champion co-chair the other members present reports ,engage and find solutions
Speakers Forum	<ul style="list-style-type: none"> • Speakers 	Monitoring Council seatings

Non-Political Structures		
DDM HUB	TECHNICAL	<ul style="list-style-type: none"> • Chairperson- District Municipal Manager • HOD Champion • Proxy-GM Planning and Community Services • HOM- Office of MEC Champion • Stakeholder Convener • Provincial Convener • MR • OSS • IGR • COGTA • DTT Chairperson • ESCID Chairperson • Justic Cluster Chairperson • Social Cluster Chairperson • SMS Members • PMU • IDP • Planning • GCIS • DCOG <p>Consolidate reports from all the Clusters and present them to the Political hub for decision making purposes.</p> <p>To ensure proper coordination of all government programmes in the District.</p>
GOVERNANCE CLUSTER		<ul style="list-style-type: none"> • Chairperson- Local Mayor: Inkosi Langalibalele LM • Co-Chairperson Municipal Manager: Alfred Duma LM • Proxy Snr Manager Alfred Duma • Corporate Managers • CFOs • Internal Auditors • Risk Management • PMS • Provincial Treasury • COGTA • Deputy Director Traditional <p>Ensure effective implementation of the catalytic projects herein articulated in the district adopted One Plan</p> <p>Escalate matters to the DDM Technical Hub for unblocking in the interest of implementing of the catalytic projects.</p> <p>Coordinate technical input that would stimulate good governance, ethical leadership capacity building and sound financial management within the District.</p>

	<ul style="list-style-type: none"> • UTM Water Services • PMU • Planners • IDP • SOEs • GCIS • COGTA • LED • SMS Members • IGR • Tourism • Transport • Rural Development • OSS • Stakeholder Convener • Provincial Convener 	<p>with issues affecting and growing the District's economy.</p> <p>Foster an integrated approach to driving the economic sector that is aimed at improving government planning, decision making and service delivery.</p> <p>Escalate matters to the DDM Technical Hub for unblocking in the interest of implementing of the catalytic projects.</p>
JUSTICE CLUSTER	<ul style="list-style-type: none"> • Chairperson- Local Mayor- Alfred Duma LM • Co-Chairperson- General Khumalo-SAPSP • Proxy- Lt Colonel XP Khanyi-SAPS • Disaster Management • Fire and Rescue • Public Participation • GCIS • OSS • COGTA • IGR • EDTEA • Comm Safety • SMS Members • Correctional Services • DOJ • Stakeholder Convener • Provincial Convener • Education 	<p>Ensure effective implementation of the catalytic projects herein articulated in the district adopted One Plan, furthermore to coordinate Technical input that will champion crime prevention, security and justice related matters in the District.</p>

- | | |
|---|---|
| <ul style="list-style-type: none"> • Proxy- GM Inkosi Langalibalele LM • COGTA • SMS Members • MHS • Disaster • OSS • LTT Chairperson • Communications • GCIS • Public Participation • Manager office of the Mayor • Civil Society • NGO/NPO/SOE • Stakeholder Convener • Provincial Convener • IGR | Address transversal social matters within the District. |
|---|---|

COMPONENT C: PUBLIC ACCOUNTABILITY AND PARTICIPATION

2.4. COMMUNITY/PUBLIC PARTICIPATION

Uthukela District Municipality had public participation mechanisms within its area of jurisdiction which included among others Council Outreach programme and IDP/Budget Public Consultative meetings.

2.5. COMMUNICATION

The Uthukela District Municipality had achieved remarkable progress in institutionalizing and implementing its Communication Strategy, Consultation mechanisms, Stakeholder participation and Customer Care. The mechanisms that the District utilizes in communication included a quarterly District newsletter, the annual report,

in communication included the annual report, website, print media, events, as well as loud hailing and local radio station.

The District has put in place various programmes of public participation to strengthen interaction with community members and stakeholders in local municipalities, that is, through outreach programmes and IDP/Budget Consultative Meetings. The main purpose of this interaction is to create platform and opportunity for political leadership of the District to directly communicate with community members and stakeholders on issues relating to service delivery in municipalities implemented in line with the IDP, as well as to promote transparency and accountability.

UTHUKELA DISTRICT HOSTS LAST ROUND OF IDP/BUDGET 2023/24 PUBLIC MEETINGS

The public participation for the development of the 2023/2024 IDP was in two folds: The first public participation was the collection of needs where the community raised their needs to be considered by the municipality. This programme started on the 01 February 2023 at Etabhane community hall under Okhahlamba local municipality and is continuous in nature. It aimed at improving the communication between the municipality and the community. It also informs the budget that is why it took place before the preparation of the budget.


The second public participation took place from the 9th April 2023 where the municipality presented both draft IDP and a draft Budget to the community to tell them of what has been budgeted based on the first consultation. By doing so, the municipality is trying to strengthen the communication between them and the community. The following table shows the areas that were visited by the municipality as well as the summarized comments and inputs raised by the communities.

The process of consultation for 2023/2024 IDP and Budget was unfolded as follows:

MUNICIPALITY	WARD	DATE	TIME	STAKEHOLDERS	VENUE
Alfred Duma LM	Ward 29	10/05/23	10H00	Community	KwaNkosi Sithole Tribal Court
UThukela District Municipality	Ward 20	10/05/23	17H00	Business Chamber, Rate Payers Association	UTDM Disaster Centre No. 17 Progress Road
		10/05/23	10H00	Community	Green Point Community

UTDM TRADITIONAL LEADERSHIP BUDGET/IDP ENGAGEMENT 19 MAY 2023, DISASTER CENTRE





IDP/BUDGET CONSULTATION, GEZA COMMUNITY HALL, INKOSILANGALIBALELE LOCAL MUNICIPALITY,






IDP/BUDGET CONSULTATION, GREEN POINT COMMUNITY HALL, OKHAHLAMBA LOCAL MUNICIPALITY,



As one of the means of paving the ways of improving the functionality of the municipality, the uThukela District Municipality hosted a three-day Strategic Planning sessions (Crown Hotel, 27 May). Through these sessions, the district aimed at positioning itself in laying a solid foundation to achieve municipal targets for the next five years. In his opening remarks, the Mayor Cllr Inkosi NB Shabalala said the leadership and management team have a huge responsibilities placed upon their shoulders to implement Council decisions. The Mayor further alluded to the

house on being realistic in setting goals and work hard in the quest to achieve a clean audit, creating sustainable job opportunities and treating District challenges diligently.



2.7 WARD COMMITTEES

All local municipalities in the District have established ward committees in all their wards and have ward committee annual programmes, which are in line with the Provincial Guidelines. The work and functionality of ward committees are accounted for quarterly in the District Speakers Forum which is convened and presided over by the Speaker of Uthukela District Municipality. The District Speakers Forum is held quarterly and is attended by all the Speakers of the local municipalities.

2.8 IDP PARTICIPATION AND ALIGNMENT

IDP Participation and Alignment Criteria	Yes/No
Does the municipality have impact, outcome, input, output indicators?	Y
Does the IDP have priorities, objectives, KPIs, development strategies?	Y
Does the IDP have multi-year targets?	Y
Are the above aligned and can they calculate into a score?	Y
Does the budget align directly to the KPIs in the strategic plan?	Y
Do the IDP KPIs align to the Section 54/56 Managers	Y
Do the IDP KPIs lead to functional area KPIs as per the SDBIP?	Y
Do the IDP KPIs align with the provincial KPIs on the 12 Outcomes	Y
Were the indicators communicated to the public?	Y
Were the four quarter aligned reports submitted within stipulated time frames?	Y

COMPONENT D: CORPORATE GOVERNANCE

2.9 RISK MANAGEMENT

Uthukela District Municipality is in a continuous process of ensuring pro-activeness by putting in place preventative and

"The accounting officer of a municipality is responsible for managing the financial administration of the municipality, and must for this purpose take all reasonable steps to ensure –
(c) that the municipality has and maintains effective, efficient and transparent systems –
(i) of financial and risk management and internal control"

2.9.2 Risk Committee Members

The Risk Committee Members are nominated annually by the Municipal Manager. A risk committee charter is reviewed annually by the Risk Committee and approved by the Municipal Manager. The Risk Committee meet quarterly for risk committee meetings.

Municipal Top 10 risks 2022/2023 financial year

Top 10 municipal risk 2022/2023 and risk action plan progress								
Risk No.	Risk Description	Risk Action Plan Progress Annual	Risk Action Plan Progress Quarterly	Q1 Progress %	Q2 Progress %	Q3 Progress %	Q4 Progress %	Total progress Achieved %
1	Inability to respond timeously and effectively in the event of a disaster	To update Disaster Management Volunteers Database	The Disaster Management Volunteers Database has been updated & awareness programmes was conducted for quarter 1	25	25	25	25	100
		To conduct Disaster Management awareness campaigns (Quarterly)		25	25	25	25	100
2	Inability to meet the water and sanitation provision vs demand	To submit Water Service Development Plan to Council for adoption	The WSDP was submitted to Council in September 2022 however Council did not take place and the WSDP will	5	5	5	5	20

		quarterly progress on implementation)						
3	Vulnerability to fraud and corruption	To conduct Fraud Risk Assessment	Fraud risk assessment was conducted and a fraud risk profile has been developed	N/A	100	N/A	N/A	100
		To conduct security checks on high fraud risk areas (Quarterly)	The Appointment of a service provider to conduct security checks has been initiated and is currently at Adjudication stage	5	5	5	5	20
		Conduct vetting exercise to all SCM officials (Quarterly)	The Appointment of a service provider to conduct security checks has been initiated and is currently at Adjudication stage	5	5	5	5	20
4	ICT not recognized as a strategic enabler	To follow up with vendor on Peter Meter encryption	Peter meter has been enhanced and reports are now encrypted	100	N/A	N/A	N/A	100
		To conduct ICT Risk Assessment	ICT risk assessment was conducted and an ICT risk profile developed	100	N/A	N/A	N/A	100
		To develop ICT Business Plan to request funding from External Funders	We are preparing and consulting with regards to proposal and grant funding	5	10	10	10	35
5	Inadequate implementation of performance management system	To implement the Performance Management	9 Service Delivery Performance Agreement not yet signed by	5	10	15	15	45

		campaigns on indigent support	conducted to ensure accurate database of indigent consumers					
		To activate contract management module on Munsoft financial system	Contract management module activated on Munsoft	N/A	25	25	50	100
		To conduct skills audit for the Budget & Treasury Office to identify skills gap	The skills audit was conducted and submitted to Skills Development Unit	N/A	25	25	50	100
		To explore the option of storing documents with the Department of Arts & Culture	The municipality should firstly implement the filing system thereafter explore the option of storing documents with Department of Arts and Culture	N/A	25	25	50	100
7	Ineffective environmental management	Adaptation of District Climate Plan	Old plan that adopted in the last financial year is still ongoing	N/A	N/A	N/A	100	100
8	Failure to develop a credible / reliable budget and funding plan	To workshop the budget to internal stakeholders	The annual budget was workshoped to all internal stakeholders	100	N/A	N/A	N/A	100
		To implement Consequence Management for Non-Compliance (Quarterly)	Letters of intention to suspend was issued to officials who have not complied	25	25	25	25	100
9	Poor economic	To develop	Development	25	25	25	25	100

			<p>The development of the MDU and Performance Agreement for the UEDA Board was aimed at the incoming Board for the period 2022 - 2025</p> <p>The New Board was interviewed and approved by Council and we are in the process of drafting the appointment letters</p> <p>As soon as the New Board is appointed they will be signatories to the Performance Agreement and MDU</p>					
10	Ineffective monitoring and evaluation of service providers permission for safety and compliance (food and safety)	<p>To implement Food Sampling Program:</p> <p>To provide quarterly reports on food sampling program</p>	3 Food samples taken	25	25	25	25	100
		<p>To conduct monthly inspection on food handling:</p> <p>To provide quarterly reports on food handling</p>	47 food premises inspected from July to September 2022	25	25	25	25	100

2.9.4 Challenges

- The challenges in Risk Management is Risk Committee members and employees not understanding the concept of risk management.
- Shortage of staff in risk management.

2.9.5 Interventions

- In-house workshops and training for Risk Committee Members and employees on Risk Management Policies
- The Council has approved the proposed organigram to accommodate more staff in Risk Management.

The risk management committee meetings held as follows:

Quarter 1		Quarter 2		Quarter 3		Quarter 4	
Target	Actual	Target	Actual	Target	Actual	Target	Actual
N/A	N/A	N/A	N/A	N/A	N/A	N/A	N/A

2.10 INTERNAL AUDIT

The Internal Audit reviews are conducted regulatory through the approved Audit plan. The reviews are conducted to assess the effectiveness on the internal control system put by management. The audit areas covered includes performance audits, Information Technology audits and Risk based audits which reports are presented to Audit and Performance Committee on quarterly basis. We also do follow up on the finding raised by the Auditor General to review whether that proposed controls as suggested by the Auditor General of South Africa are put in place and functioning. The Audit and Performance audit committee is functional and reports to Council on quarterly basis highlighting shortcomings which may hinder the achievements of our business objectives.

2.11. SUPPLY CHAIN MANAGEMENT

2.11.1. Overview Supply Chain Management

The reviewed supply chain management policy in place is in line with the MFMA, Supply Chain regulations and MFMA circulars. The goal of this policy is to provide a framework to ensure a sound and accountable system of supply chain

10	8	6
----	---	---

Awards made by Bid Adjudication Committee The ten highest bids awarded by the bid adjudication committee are as follows:

Bid Number	Title of bid	Department	Successful bidder	Value of bid awarded in rands
09/2021-FIL	Appointment of a service provider for the review of VAT apportionment percentage thereof for a contract for 36 months	FINANCE	Maximum Profit Recovery	14.38% Vat inclusive
08/2022-CMC	Panel for the supply and delivery of water and waste chemicals for the period of 3 years	FINANCE	Metsi Chem Hispo Trading Farisa Construction Wetspec Rheochem Silomo Farming Uptown Trading Hybrid Control Motagane Chemworks Siwa Consulting Engineers	Rates
09/2022-CES	The Panel of consulting engineers for the provision of professional services on Municipal Infrastructure projects	PMU	POOL	Rates
17/2022-OTH	The planning and co-ordination and fundraising for functions for uThukela Economic Development Agency for the period of 3 years	UEDA	Maxode Trading	Rates
18/2022-VIP	Appointment of accredited service providers for a panel of VIP Protection	Corporate services	Pro secure Sizowakha Security Ocean Dawn Zenzelewena Trading	Rates
29/2022-COM	Kwanabamba/Ezitendeni water	Technical	Shimshane	R10 000 000.00

36/2022-CON	Upgrade of Bergville water treatment works bulk water supply	Technical Services	Icon Construction	R52 737 103.70
-------------	--	--------------------	-------------------	----------------

Awards made to businesses within UThukela District Municipality

Number of contracts awarded	Number of contracts awarded to businesses within UThukela District Municipality	Percentage of contracts awarded to businesses within UThukela District Municipality	Value of contracts awarded
10	04	40%	R42 752 063.54

Deviation from normal procurement processes

Department	Less than R30 000	Between R30 001- R200 000	Between R200 001 - R2 000 000	Above R2 000 000
Water Services		01	04	05
Municipal Health		01	01	
Corporate Service	02	01		

2.12 WEBSITE

Section 75 of the Municipal Finance Management Act requires municipalities to place key documents and information on their website, including the IDP, the annual budget, adjustments budgets and budget related documents and policies. Sections 21 (a) & 21 (b) of the Municipal Systems Act also obliged municipalities to convey specific documents and information to the public, displaying these documents on the municipality's official website. Based on the abovementioned, the ICT Unit strives to place all relevant and updated information on the website. The Municipality views its website as an integral part of communication infrastructure and strategy. The website serves as a tool for

All quarterly reports tabled in the council in terms of section 52 (d) during 2022/2023	Y	2022
---	---	------

CHAPTER 3 – SERVICE DELIVERY PERFORMANCE (SIX KEY PERFORMANCE AREAS)

COMPONENT A: KEY PERFORMANCE AREAS

3.1. BASIC SERVICE DELIVERY

3.1.1. Water Supply

The core function of UThukela District Municipality is the provision of water and sanitation services. The primary objective is to extend portable water and sanitation services throughout the district by eliminating the backlogs and to maintain and ensure sustainability of the existing water and sanitation infrastructure. The main objective of the municipality is to ensure the quality of drinking water in the region is improved.

COMPONENT A: BASIC SERVICES

District Water Provision Backlog

Municipality	Total Number of Households	Households with access to adequate water	Percentage adequate access to water	Households without access to adequate water	Percentage Water Backlog
KZN235 Okhahlamba	32784	19528	60%	13256	40%
KZN237 Inkosi Langalibalele	42993	38027	88%	4966	12%
KZN238 Alfred Duma	82497	74514	90%	7983	10%

Municipality	Total Number of Households	Households with access to adequate sanitation	Percentage access to sanitation	Households without access to adequate sanitation	Percentage Backlog
KZN235 Okhahlamba	32784	19703	60%	13081	40%
KZN237 Inkosi Langalibalele	42993	34907	81%	8086	19%
KZN238 Alfred Duma	82497	74835	91%	7662	9%
Grand Total	158274	129445	82%	28829	18%

Household Access – Ward Level Analysis

UThukela Water Sources

Plant	Dam
Ladysmith WTW	Spionkop Dam
George Cross WTW	Wagendrift
Oliphantskop WTW	Oliphantskop Dam
Plant	River
Ezakheni WTW, Colenso WTW, Winterton WTW, Bergville WTW, Langkloof WTW, Moyeni/Zwelisha WTW, Tugela Estate	Uthukela River
Archie Rodel WTW, Weenen WTW	Bushmans River
Loskop WTW	Injisuthi River
Ladysmith WTW	Klip River

Alfred Duma	0	0
Inkosi Langalibalele	0	0

Current water and sanitation infrastructure maintained and refurbished by financial year under review.

Supply Scheme	Water Treatment Works	Waste Water Treatment Works
18	15	9

About eight 8plants operating beyond the capacity thus ultimately shorten/ reduce their life span. All wastewater treatment works under refurbishment.

3.1.2 STATUS OF WATER SERVICES

In uThukela District, 67 drinking water sampling points were monitored to reach a target of approximately 459 samples taken monthly and an average of 1600 samples taken annually from 15 different water treatment plants. In the previous year, this target was accomplished. Concerning wastewater, the annual target of 432 wastewater samples was achieved from nine (9) different wastewater treatment plants. Upon receiving the samples, Chemical, Physical and Microbiological analysis were conducted by the Laboratory Technicians monthly over a period of 12 months to ensure the compliance of water standard regulations. Analysis was done to ensure that the water that is supplied to the public, as a basic service, is suitable for human consumption as per the specifications of SANS-241:2015 drinking water quality standard of South Africa.

The overall microbiological compliance rate for uThukela District Municipality has increased from the previous year; this percentage is generated on IRIS (Integrated Regulatory Information System). Further improvements have to be made in order to be able to deliver safe and quality water for consumption and for purposes of sanitation for our communities. This can only be achieved by attaining accreditation of the Laboratory, which requires a financial budget. uThukela district municipality's Water Treatment Works and Wastewater Treatment Works performances are evaluated according to the Blue Drop and Green Drop criteria.

GREEN DROP

The last DWS Green Drop Assessment was conducted during September 2021 when uThukela District Municipality obtained a score of 46.0%.

BLUE DROP

The last DWS Blue Drop Assessment was conducted from the 17th to the 19th January 2023. An Assessment is two-fold where DWS are using the full set of Blue Drop Criteria to assess all Treatment Plant performances and secondly to assess the condition and functionality of infrastructure and treatment processes on the ground, and to estimate the cost of restoration to full functionality.

The Ladysmith water treatment system was inspected on the 19th January 2023 and obtained a score of 87%. (9. 207 Blue Drop Watch Report 2023) placing uThukela District Municipality third in KZN.

The country is still awaiting the release of the final Blue Drop scores based on the Blue Drop Criteria.

3.1.3 OPERATIONS AND MAINTENANCE BUDGET

The municipality needs to work towards a solid revenue base that will support the functioning of the service. This will require the will to enforce payment for services above the free basic services allowance. Budget were set aside for wastewater treatment works, water treatment works refurbishment and replacement of AC pipelines. Generally, water and sanitation projects experience their most serious problems with operation and maintenance and with cost recovery aspects. Infrastructure projects have a finite design life and require routine maintenance. Therefore, it is imperative to plan for operation and maintenance, with a planned withdrawal of external support as local ownership builds.

UThukela District Municipality as a Water Service Authority have developed the Operational and Maintenance (O&M) Plan and the plan is under implementation. The UThukela District Municipality Operational & Maintenance Plan refers to all of the activities needed to run water supply and sanitation schemes, except for the construction of new facilities. The overall aim of the uThukela district municipal Operational and Maintenance (O&M) plan is to ensure efficiency, effectiveness and sustainability of water and sanitation facilities in the uThukela family of municipalities. The following are some of the advantages of the uThukela district municipality Operational and Maintenance (O&M) Plan: Operation and Maintenance activities ensure that the project is sustainable in a long-term Operational and Maintenance activities enhances the efficiency of the infrastructure and sustains the provision of services.

3.1.4 CURRENT CAPITAL PROJECTS

UThukela District Municipality is currently receiving support from various sectors in a form of Human Resource (Technical support) and through finance (Grants). Municipal Infrastructure Support Agent (MISA) is providing technical support to UThukela District Water Sanitation & Technical Services Department. Department of Water and Sanitation is providing support on the water services municipal strategic self- assessment (MuSSA). The Department of Co-operative Governance and Traditional Affairs (COGTA) is providing support on the Municipal Infrastructure Support Agent (MISA) project.

3.1.5 BASIC SERVICE DELIVERY PERFORMANCE OUTCOME FOR THE 2022/2023 FINANCIAL YEAR

NAME OF MUNICIPALITY: UTHUKELA DISTRICT MUNICIPALITY - UNAUDITED 2022_2023 ANNUAL PERFORMANCE REPORT							
IDP / SD BIP NO	Objective	Strategy	Ward No.		STATUS (ACHIEVED / NOT ACHIEVED)	Reason For Variance	Corrective Measure
					Achieved		

BS D 01			16	13.3 kilometers of pipe lines constructed in Ntabamhlop he emergency repairs by 30/06/2023	0.1 kilometers of pipe lines constructe d in Ntabamhl ophe emergenc y repairs by 30/06/202 3	0 kilometers of pipe lines constructed in Ntabamhlop he emergency repairs by 30/06/2023	Not Achiev ed	This project is a multi year project . The Contractor Terminated the services in the 2021/2022 financial year.The Municipality carried out the SCM precesses to appoint new service provider. The Project was advertised on the 14 November 2022. The Committees convined to carry out appointment processes. There were no appointment in this project until the validity period	A new Advert has been signed and ready for release for the appointment of a new service provider. The Municipality aims to complete the project in the 2023/2024 Financial year. The necessary adjustments will be incorporate d in the 2023/2024 Mid Term Adjustment.
---------------	--	--	----	---	--	--	---------------------	---	--

services

					Emergency Repairs by 30/06/2023	Repairs by 30/06/2023		financial year. The Municipality carried out the SCM processes to appoint new service provider. The Project was advertised on the 14 November 2022. The Committees convined to carry out appointment processes. There were no appointment in this project until the validity period expired.	of a new service provider. The Municipality aims to complete the project in the 2023/2024 Financial year. The necessary adjustments will be incorporated in the 2023/2024 Mid Term Adjustment.
BS D0 2	21	Date of completion of Designs for Thembalihle package	KPI No longer Applicable	No	KPI No longer Applicable	No	KPI No longer Applicable	KPI No longer Applicable	KPI No longer Applicable

BS D2. 1			21	New Indicator	Four (4) Km's of UPVC Mains to be constructe d at KwaNoba mba/Ezite ndeni Water Supply by 30/06/202 3	(3,8) Km's of UPVC Mains to be constructed at KwaNobam ba/Ezitende ni Water Supply by 30/06/2023	Not Achiev ed	There were unforseen circumstance s that occurred on the project. There was underground water seepage in the excavated trenches which required pumping before laying the pipe. Unavailability of 355 HDPE pipe materials.	The remaining kilometers to be constructed are included in the 2023/2024 Scope of works.
BS D0 3			3	19 Kilometerso f bulk pipelines completed at Bhekuzulu/ Ephangwini CWS by 30/09/2023	KPI No longer Applicable	KPI No longer Applicable	KPI No longer Applic able	KPI No longer Applicable	KPI No longer Applicable

BS D0 5			2, 3, 14	23 kilometers of regional bulk lines completed at Okhahlamb a ward 2,3 & 14 by 30/06/2023	KPI No longer Applicable	KPI No longer Applicable	KPI No longer Applicable	KPI No longer Applicable	KPI No longer Applicable
BS D5. 1			2, 3, 14	N/A	0.2 Kilometer s of Bulk pipelines Okhahlamb a LM (Ward 2,3 & 14) East Reticulation on 01 by 30/06/2023	0.75 Kilometers of Bulk pipelines Okhahlamb a LM (Ward 2,3 & 14) East Reticulation 01 completed by 30/06/2023	Achieved	Contractor adhered to submitted program of works. Project s are Multi Year and consists of phases. The Contractor implemented and continued the next scope of works of the project. The Service Provider was implementing activities simultaneously	N/A

				ba LM (Ward 2,3 & 14) East Reticulation on 01 by 30/06/2023	2,3 & 14) East Reticulation 01 by 30/06/2023		consists of phases. The Contractor implemented and continued the next scope of works of the project. The Service Provider was implementing activities simultaneously	
BS D5. 3		2, 3, 14	N/A	0,2 Kilometer s of Bulk pipelines Okhahlam ba LM (Ward 2,3 & 14) West Reticulation on 02 by 30/06/2023	0,84 Kilometers of Bulk pipelines Okhahlamb a LM (Ward 2,3 & 14) West Reticulation 02 by 30/06/2023	Achieved	Contractor adhered to submitted program of works. Projects are Multi Year and consists of phases. The Contractor implemented and continued the next scope of works of the project. The	N/A

BS D5. 4			2, 3, 14	N/A	12 Kilometer s of reticulatio n pipelines Okhahlam ba LM (Ward 2,3 & 14) West Reticulati on 02 by 30/06/202 3	15,8 Kilometers of reticulation pipelines Okhahlam a LM (Ward 2,3 & 14) West Reticulation 02 by 30/06/2023	Achiev ed	Contractor adhered to submitted program of works. Project s are Multi Year and consists of phases. The Contractor implemented and contitued the next scope of works of the project. The Serve Provider was implementing activities simultaneously	N/A
BS D5. 5			2, 3, 14	N/A	20 Hand Pumps completed at Okhahlam ba LM(Ward, 2,3 &14)	20 Hand Pumps completed at Okhahlam a LM(Ward,2, 3 &14) Groundwater	Achiev ed	N/A	N/A

BS D5. 6			2, 3, 14	N/A	10 Production Boreholes completed at Okhahlamb ba LM (Ward 2,3 & 14) West Reticulation on 02 by 30/06/2023	10 Production Boreholes completed at Okhahlamb a LM (Ward 2,3 & 14) West Reticulation by 30/06/2023	Achieved	N/A	N/A
BS D0 6			25	Completion of Colenso Water Treatment Works by 30/06/2023	N/A	Colenso Water Treatment Works not completed by 30/06/2023	Not Achieved	Labour related matters occurred on site which caused delays within the project. In April there was a flood that occurred .This then required amendment of design from	We have developed a business plan which allows for remaining scope of work to be completed in Colenso water supply phase 2.

							not sufficient to complete the refurbishment post the the occurrence of floods.	
BS D0 7		9.17	2.1 kilometers bulk pipelines upgrded at Wembezi WCDM by 30/06/2023	1,95 kilometers bulk pipelines upgrded at Wembezi WCDM by 30/06/2023	0 kilometers bulk pipelines was not upgraded at Wembezi WCDM by 30/06/2023	Not Achieved	In accordance with General Conditions of Contract (GCC) 2015 Clause the Contractor was terminated due to poor performance. Termination of Contract by UTDM on the 29 June 2023	An AFA was drafted and submitted to DWS for completion of the Outstanding works. Upon approval of the Application of Additional funding a new service provider will be appointed..
BS D0 8		4	21,4 Kilometers of	21,9 Kilometer s of	18,3 Kilometers of	Not Achieved	There were disruptions in May and June	The Service Provider has worked

					30/06/2023				in Diesel Supply and late payment to the Service Providers, Suppliers, delayed Staff salaries and wages. this resulted in Human Capital challenge	into options of completing remaining works that are less than 10% of the Contracted project activities as penalties are exhausting the Service Providers financial resources associated with the project.
BS D0 9				1,2, 3,4, 5,6, 8	17 Kilometers of bulk lines completed at Ezakheni WCDM by 30/06/2023	KPI No longer Applicable	KPI No longer Applicable	KPI No longer Applicable	KPI No longer Applicable	KPI No longer Applicable
BS na				1,2, 3,4,	N/A	Seventeen (17)	Four (04) chambers completed	Not Achieved	The construction aspect of this	The main reason as to why the

									suspension of works due to a lack of funds.A New Bussiness Plan has been developmen t for Implementat ion of the Additional and remaining scope .
BS D1 0			Vari ous	68 spring protected district wide by 30/06/2023	Sixteen (16) spring protected district wide by 30/06/202 3	Seven (07) spring protected district wide by 30/06/2023	Not Achiev ed	Change of scope which included extention ,where there was additional works on other sites which includes extention of pipelines	The remaining springs to be constructed are included in the 2023/2024 Scope of works.
BS D1 1	mmunity	sanitation	20	One (1) new waste water treatment	KPI No longer Applicable	KPI No longer Applicable	KPI No longer	KPI No longer Applicable	KPI No longer Applicable

				by 30/06/2023					
BS D1 3			Vari ous	1030 VIP toilets constructed by 30/06/2023	3000 VIP toilets constructe d by 30/06/2023	3000 VIP toilets constructed by 30/06/2023	Achiev ed	N/A	N/A
BS D1 4			7, 28	N/A	0,3 Kilometer s of reticulatio n line constructe d at Fitty Park Sunday River Mhlumayo extention phase 1 by 30/06/2023	0,8 Kilometers of reticulation line constructed at Fitty Park Sunday River Mhlumayo extention phase 1 by 30/06/2023	Achiev ed	Contractor adhered to submitted program of works. Project s are Multi Year and consists of phases. The Contractor implemented and contitued the next scope of works of the project. The Servive Provider was implementing activities simultaneously	N/A
BS	le basic services		7,	N/A	Completio	Incention	Achiev	N/A	N/A

				supply infrastructure upgrade Tugela Estate by 30/06/2023	Estate completed on the 25/05/2023			
BS D1 6		11	N/A	Completion of Designs for Upgrade of Bergville Bulk water supply Phase 1 project by 31/03/2023	Designs for Upgrade of Bergville Bulk water supply Phase 1 project completed on the 31/03/2023	Achieved	N/A	N/A
BS D1 7		11.1 7	N/A	Completion of Inception Report completed at KwaMkhize Bulk water Supply	Inception Report completed at KwaMkhize Bulk water Supply and Reticulation Network project	Achieved	The Completion of the Inception Report was on the 23/03/2023	N/A

BS D1 8			All	N/A	1743 of Househol ds provided with water to eridicate backlock by 30/06/202 3	Four Hundred and thirty three (433) of Households provided with water to eridicate backlock by 30/06/2023	Not Achiev ed	Wembezi - 15 Loskop - 418 There were disruptions in Loskop Project May and June caused by the Contractor on site who was unable to adequately finance the project. There were shortages in Diesel Supply and late payment of Service providers and staff salaries and wages, this resulted in delays. Intention to terminate was imposed on Wembezi Project and the Contractor	Service provider required to submit an extension of time claim estimated completion date December 2023
---------------	--	--	-----	-----	--	---	---------------------	--	--

								(GCC) 2015 Clause the Contractor was terminated.	
BS D1 9	To ensure safe and healthy potable water	Implement an effective water and waste water monitoring program	n/a	15 water treatment plants monitored by 30/06/2023	N/A	15 water treatment plants monitored by 30/06/2023	Achiev ed	N/A	N/A
BS D2 0			n/a	9 waste water treatment works monitored by 30/06/2023	N/A	9 waste water treatment works monitored by 30/06/2023	Achiev ed	N/A	N/A
BS D2 1	To enhance consum er protectio		n/a	864 food handling premises inspected by	N/A	1349 food handling premises inspected by	Achiev ed	Over Achievement: All set activities were over - achieved by	N/A

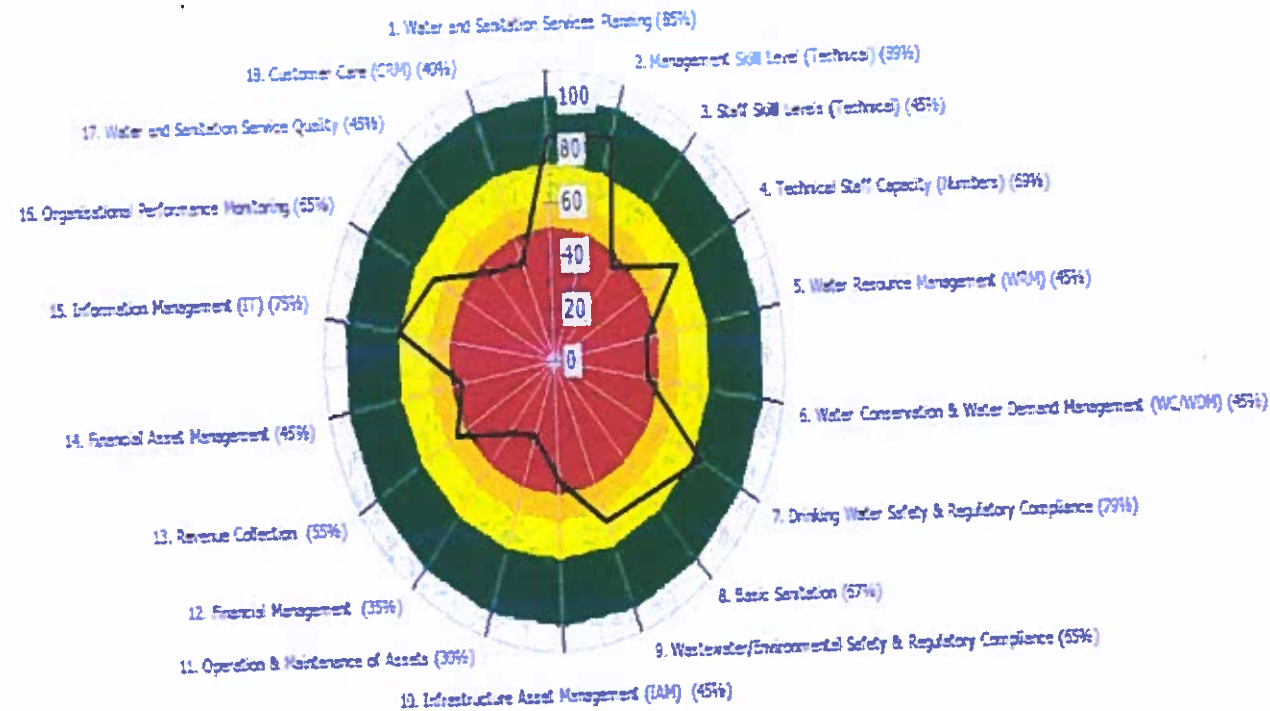
								benefitted to car allowance which has made them to work independently hence the over achieved. We have increased our targets for the next financial year.	
--	--	--	--	--	--	--	--	--	--

3.1.6 Prioritising What Has to be done to Enable Effective Water Services Delivery

The Department of Water and Sanitation has overseen the annual use of the MuSSA to survey and assess the overall "business health" of a Municipality when fulfilling its water services function. The MuSSA asks senior municipal financial and technical managers 5 clear and relatively simple "essence" questions that cover 18 key business health attributes, and thereby generates key strategic flags (as opposed to deep technical detail, which is captured elsewhere). Responses to the questions are reflected in your MuSSA Spider Diagram below, which illustrates the vulnerability levels across key service areas/business attributes.

Municipal Strategic Self-Assessment of Water Services (MuSSA)

▲ 75 - 100% (Low Vulnerability) ▲ 60 - 75% (Moderate Vulnerability) ▲ 50 - 60% (High Vulnerability) ▲ 0 - 50% (Extreme Vulnerability)



The MuSSA Spider Diagram above illustrate the top area/s of vulnerability of concern to the Department are as follows:

1. Infrastructure Asset Management (IAM) (45.0%)
2. Operation & Maintenance of Assets (30.0%)
3. Financial Management (35.0%)

The Department of Water and Sanitation (DWS) and the South African Local Government Association (SALGA) recommends the adoption of "a start-to-finish management approach" (i.e. a "Plan-Do-Check-Act" framework), and has developed a structured Municipal Priority Action Planning (MPAP) process to support such. The MPAP comprises the following four parts:

- Step 1. Analyse the current situation via the MuSSA, whereby both the WSA and Regional DWS jointly prioritise where the WSA needs to improve and set associated targets.
- Step 2. Determine the approaches on how to achieve the desired improvements.
- Step 3. Set Actions to achieve these improvements and targets.
- Step 4. Monitor, Evaluate and Communicate progress (including updating the MuSSA), by both the WSA and DWS regional office.

The MuSSA and MPAP are planning tools and form integral components of support for the Water Services Development Plan (WSDP) process at a strategic level. In so doing the MuSSA and MPAP will also guide the DWS Master Planning process and subsequent Feasibility Studies to be undertaken. Inclusion of the MuSSA and MPAP within the WSDP processes ensures that the WSDP (which informs the IDP) will include an appropriate and supported allocation of resources to systematically address the prioritized vulnerabilities. This will in turn lead to an improvement to the overall water services business health of the WSA.

3.1.7 SUMMERISED SANITATION CHALLENGES

➤ Population growth thus there has been an increase on demand from the rural community therefore Ventilated Pit Latrine are required throughout the district.

➤ Existing Ventilated Pit Latrine in poor state i.e. old VIP unit either full or deteriorated therefore new VIP's are required

- Old electro mechanical installations
 - Assets not in use/impaired
2. Water supply operational disruptions
 - Inadequate budget allocation for maintenance of existing systems
 - Maintenance budget vs capital investment programs not aligned as per Business plan as approved
 - O&M model for utilization of in-house teams vs outsourcing-not aligned to asset management strategy/best practice
 3. Maintenance strategy - reactive/run to failure –no preventive maintenance
 4. Extensive use of water tankers in reticulated areas
 5. Inadequate bulk water resources and design capacity of treatment plants
 6. Lack of capacity and experience, project designs/planning
 7. Vast water supply foot print and limited teams to cover area
 8. Inadequate security on installations –Vandalism is very high
 9. Project management –Projects require re-aligning to SIPDM as per National treasury guideline for effective implementation

3.2 Disaster Management

Uthukela District Disaster Management Centre has twelve (12) staff members and the call centre has its staff members. The relief stock required now is Temporary Shelters, Blankets, Plastic Sheets and Food Parcels. The District Municipality has to visit all the local municipalities to support staff and the councils to develop their policy frameworks, Memorandum of understanding, disaster management plans and contingency plans for their municipalities. The District Disaster Management Centre must continue building phase 2 of the centre, which is fire service unit.

3.2.1 Municipal Disaster Management Policy Framework

Section 42 of the Disaster Management Act (Act 57 of 2002) states that each metropolitan and each district municipality must establish and implement a framework for disaster management in the municipality aimed at ensuring an integrated

stakeholders in 2015 and was adopted by council. The plan will be reviewed in the financial year 2017/2018 to incorporate the new municipal demarcation, which has been effective from the 3rd of August 2016.

3.2.4 . Municipal Disaster Management Inter-Departmental Committee

IGR Structure is actively working. The disaster management issues are discussed in DDM structures and advisory forum meetings although few senior management participating in the advisory forum.

3.2.5 Municipal Disaster Management Advisory Forum

Section 51 of the Disaster Management Act (Act 57 of 2002) states that district municipalities may establish a municipal disaster management advisory Forum. The uThukela District Disaster Risk Management Advisory Forum was established. According to subsection (1) a forum is a body in which the municipality and other key stakeholders consult one another and co-ordinate their actions on matters relating to disaster management in areas under their jurisdiction. The uThukela district municipality advisory forum is made up of all relevant stakeholders within the district who may be involved in issues related to disaster management. One of the challenges faced by the forum is non-attendance of key stakeholders at the meetings; the forum meets on quarterly basis.

3.2.6 . Risk Reduction and Prevention

Disaster prevention refers to actions that provide "outright avoidance" of the adverse impact of hazards and related environmental, technological and biological disasters.

The Uthukela District Municipality uses the following strategies applicable to preventive intervention:

- Effective land-use planning;
- Basic public works and
- Effective municipal services that factor in the frequency and severity of natural or other hazards as well as human actions.

It is not possible to completely prevent all disaster events. Their severity can be reduced, however, through on-going disaster mitigation efforts.

3.2.7 Response and Discovery

Section 53 of the Disaster Management Act (Act 57 of 2002) deals with disaster management plans for municipal areas. Section 53 (1) (k) of the Act prescribes that a disaster management plan must contain contingency plans and emergency procedures in the event of a disaster, providing for prompt disaster response and relief and the procurement of essential goods and services.

Inkosi Langalibalele	heavy rains, Fires, hailstorms, strong winds and lightning	124	993	7943	45	2	0	0
Okhahlamba	heavy rains, Fires, hailstorms, strong winds, lightning	90	970	5920	32	0	0	0
Alfred Duma	heavy rains, Fires, hailstorms, strong winds, lightning, and mudslides	135	1702	8024	72	2	0	0
Totals		349	3665	21887	149	4	0	0

Sections 15 and 20(2) of the Disaster Risk Management Act (Act 57 of 2002) specifies the promotion of education and training, the encouragement of a broad-based culture of risk avoidance, and the promotion of research into all aspects of disaster risk management.

This key performance area addresses the development of education and training for disaster risk management and associated professions as well as the inclusion of disaster risk management and risk-avoidance programmes in school curricula. It also outlines that awareness needs to be created within the community.

The uThukela District Municipality is exposed to a wide range of natural and human induced hazards that can cause wide spread of hardship and devastation of lives. Natural disasters are often frightening and difficult for the community to understand, because they have no control over and where they happen. What we can manage to control, however, is the level of preparedness for the communities and organs of state and civil society organizations to deal with the dangers that natural disasters bring.

Several incidents have been reported with severe damage to both people's lives

In this regard, communities need to be made aware and educated on the risks in their areas, and what to do when the disaster strikes. The District Disaster Management unit has therefore developed this Community Awareness, Educational Programme, Capacity Building and Workshops in order to create resilient communities on disaster management. One of the fundamental aims of this campaign is to ensure the visibility of District Disaster Management unit at local level.

District Disaster Management unit in consultation with other stakeholders rolled out campaigns to in the form of Community Awareness, Educational Programme, Capacity Building and Workshops, where locals will play a huge role in identifying proper venues and mobilising local communities, amongst other things. During the programme itself, all messages were based on the district risk profiles for those particular areas. The target audience were communities, community leaders, Operation Sukuma Sakhe, schoolchildren and stakeholders.

3.2.8 Awareness Campaign Conducted during 2022/23 financial year

Inkosi Langalibalele Local Municipality

On the 10th of November 2022, uThukela District risk reduction unit conducted awareness campaigns in at Wembezi C section. The total of five hundred flyers was distributed to the community.

Alfred Duma Local Municipality

On the 15th of November 2022, uThukela District risk reduction unit conducted awareness campaigns in ward 26 Blue Bank area. The total of five hundred flyers was distributed to the community. On the 8th of March 2023, uThukela District risk reduction unit in collaboration with Al-Imdaad Foundation conducted awareness campaigns in ward 14 Burford area and ward 26 Besters area. The total of one thousands five hundred flyers were distributed per ward to the community and 50 food parcels were distributed per ward to the victims of disasters.

On the 25th of April 2023 uThukela District Disaster Management Centre rendered public education and awareness service to Ward Task Team at ward 35, Uitvaal community hall. A total number of 1000 pamphlets has been distributed to community aiming at community benefit from each CCG, Ward committee Member, Community Development Worker, Councilor as ward champion and Traditional leaders this include officials from sector departments.

On the 9th Of May 2023, uThukela District Disaster Management Centre attended ward 19 Ward Task Team meeting held at Kleinfontein offices. A total number of 600 pamphlets has been distributed to members who were participating in that meeting. Members of the meeting decided to schedule another date for the ward committee members to sit on the 24th of May 2023. During the meeting with ward committee uThukela District Disaster Management distributed 1000 pamphlets and educated 10 ward committee members on damage assessment during incident.



Ward 19 war room on the 19 May 2023



Ward committee members for ward 19 on the 24th of May 2023



Ward 25 war room on the 25 April 2023

COMPONENT B: PLANNING AND DEVELOPMENT PLANNING

3.3 PLANNING AND DEVELOPMENT PLANNING

Land Development and Land Use Management The SDF integrate and coordinate on a broader level spatial information, which includes the four local municipalities and Land Use Management Schemes, on the other hand deals with the detailed administration of land development and land use change. These schemes assist to guide development and land control management. The implementation of the Land Use Management Schemes is still a challenge, as majority of the settlements in the district are not formalized therefore, a phased approach will be used in order to address the challenge. The recent promulgation of Spatial Planning

Land Use Management Act (SPLUMA) Act; 16 of 2013 requires all local municipalities to develop wall to wall Land Use Schemes according to the reviewed guidelines that are now aligned to the Act. Land Use Management and Implementation of Spatial Planning and Land Use Management Act, 16 of 2013 (SPLUMA) Spatial Planning and Land Use Management Act (SPLUMA) was signed into law by the President on 02 August 2013, and formally published in the gazette on the 05 August 2013. The enactment of SPLUMA has brought several fundamental changes in spatial planning and land use management. Among those changes are:

- Reiteration of the sole mandate of municipalities where municipal planning (land development, land use management) is concerned, placing municipalities as authorities of first instance in validating inconsistent parallel mechanisms, parallel systems, measures or institution that existed dealing with land development application;
- Establishment and composition of Municipal Planning Tribunals and Appeals structures by municipalities to determine and decide on land development applications. Also providing municipalities with options for Tribunals and appeals structures to be created based on capacity

3.3.1 LOCAL ECONOMIC DEVELOPMENT

The purpose of the LED Strategy is to position the UThukela district as a centre of sustainable economic growth and development. The LED is in partial fulfilment of the district's IDP goals, which will position the district in attaining

3.3.2 UTHUKELA ECONOMIC DEVELOPMENT AGENCY

The uThukela Economic Development Agency was inaugurated in 2017 and a CEO appointed in 2018 with limited staff and finances. The Agency only came into effect in 2019 as budget was allocated and more staff added to the structure. For the 2022/2023 financial year, R3 120 000 was allocated to the Development Agency. The Board of Directors were appointed in 2017 and their terms ended on 31 October 2022 at which time a new Board of Directors were appointed.

Board of Directors: 1 July 2022 – 31 October 2022

Board Member	Gender	Status
Mxolisi Msomi	Male	Active
Kwazi Nduli	Male	Active
Mumtaz Asmal	Female	Active
Peter Stockil	Male	Term ended
Sanele Shabalala	Male	Term ended

Board of Directors: 1 November 2022- 30 June 2023

Board Member	Gender	Status
Mxolisi Msomi	Male	Active
Kwazi Nduli	Male	Active
Mumtaz Asmal	Female	Active
Bongani M Kubheka	Male	Active
Wiseman Z Kunene	Male	Active
Martin S Sithole	Male	Active
Nombuso F Zikalala	Female	Active

Finding a solution to a particular problem is not always easy. However, if one is determined to do it, then possibilities are plenty. Uthukela District Mayor Cllr Inkosi NB Shabalala accompanied by the Speaker Cllr TY Nqubuka, Municipal Manager Mr MB Mnguni, Mayoral Office Manager Mr OS Mnguni, Inkosi Langalibalele Mayor Cllr MP Myeza, Speaker CllrSW Khumalo and the Technical team were monitoring the issue of water supply.

The Mayor and the team were investigating the exact source of water challenges in Inkosi Langalibalele Municipality, especially in Ward 16. They started in Mhubheni area and proceeded to the reservoir located high up in the mountain. According to the Technical team, the reservoir had been dried up as no water was coming through. This was one of the reasons pertaining to water shortages in the area.




MAYOR VISITS ESTCOURT TO ADDRESS WATER CHALLENGES

The UThukela District Mayor Cllr Inkosi NB Shabalala visited Inkosi Langalibalele Municipality to address the challenges of water interruptions in the area. He was accompanied by Speaker Cllr TY Nqubuka, Chairperson for Water and Sanitation Portfolio Committee Cllr MM Khoza, Acting Municipal Manager Mr MB Mnguni, Ministerial Representatives Mr N Madondo and Mr MV Khumalo, local leadership as well as officials.

The visit comes after disgruntled residents raised an alarm with both the leadership and management about their plight of water challenges in the area. First stop was at Forderville where residents claimed they are faced with ongoing problems when it come to water supply and demanded answers. Simply put, water challenges in the area are mainly

During the recent heavy downpours, silt was deposited into our main pipe abstraction from the river to the Archie Rodell plant as a result water filtering was compromised. The service provider will be appointed to remove the silt in due course. The team then went to Ngodini to monitor the ponds located high up in the mountain as they have similar challenges. These ponds will be desludged in order to increase the capacity of the reservoirs. Excavator will be used to desludge the ponds. These ponds supply the better part of Loskop with potable water. After this exercise, more local municipalities will be visited in order bring about lasting solutions to water challenges.



IMPROVING LIVES WITH WATER PROVISION PROJECTS

Delivering water to the community remains essential as uThukela District political leadership is fast-tracking the launch of several water provision projects in the district. The sod turnings are being facilitated in our local municipalities by teams of Councillors and Administration led by the District Mayor Inkosi Cllr NB Shabalala, Speaker Cllr TY Nqubuka, Cllr SV Shabalala and Municipal Manager Mr Mnguni respectively.

On Tuesday, the team visited Okhahlamba local Municipality to introduce a contractor who will be undertaking a water project. The introduction was conducted at Stulwana Community Hall in Ward 14. GND Construction was handed water reticulation projects. The water project is expected to commence soon and will be completed within 12 months. The construction to install production boreholes and water pipes is expected to create more than 20 job opportunities for locals.

similar activities were carried out at Weenen under Inkosi Langalibalele Local Municipality in the presence of uThukela District Council. They were joined by Inkosi Langalibalele Mayor Cllr

of boreholes. This project is expected to commence soon and to be completed within 12 months. About 10 job opportunities will be created for the locals.

The Mayor pleaded with the community to work hand in hand with the service provider in order for the project to be successful and completed on time. These projects are meant to give relief to a number of households, which are currently struggling to get access to water supply.



MAYOR INTRODUCES CONTRACTOR TO SUPPLY WATER

The leadership of the UThukela District Municipality which was led by Mayor Cllr Inkosi NB Shabalala, Speaker Cllr TY, Nqubuka and local Councillors visited Inkosi Langalibale Local Municipality Ward 5 in the Madulumbane area. The aim of this visit was to introduce service provider who will construct a production borehole.

The team was later joined by Inkosi Langalibalele Mayor Cllr Mduduzi Myeza. About 10 temporal job opportunities will be created during the project phase that is expected to commence soon. Mayor Myeza highly praised the work done by UThukela District Municipality. He said that they made a request last week for the people of Madulumbane to get water and got a positive response.

The Mayor also pleaded with the community to work hand in hand with the service provider in order for the project to be completed on time so that the community to get access to water supply.

Meanwhile, Mayor Shabalala and Speaker Nqubuka went to Ward 02 in the Moyeni area along with Coca-Cola company representatives. A production borehole will be built in this area, and it will take about a month to complete the whole project.



UTHUKELA DISTRICT FIRST LADY LEADS PROGRAMMES AND PROJECTS CONDUCTED IN 2022/2023 FINANCIAL YEAR

DISTRICT FIRST LADY LEADS A CLEAN-UP CAMPAIGN

UThukela District First Lady Mama SV Shabalala led a campaign to clean up in Ezakheni Section D on the 07 July 2022. She was accompanied by Ward Councilors, community members as well as the Siyayijika Lento Foundation.

Meanwhile, the Chairperson of Water and Sanitation Portfolio Cllr MM Khoza was busy inspecting leaking sewage pipes in the area along with the engineer Mr S Mabaso. According to Mama Ndlunkulu, the campaign is ongoing as they will be travelling to other areas to clean-up as well. During the clean-up campaign, Ndlunkulu Shabalala officially handed out netball poles to young people.

Young people were also lucky to receive netball uniform, Mama Ndlunkulu also provided young women with sanitary towels. District First Lady then concluded her journey by visiting a young man from Ezakheni in D-section who owns an egg-laying business. It was evident that this young person needs support to grow his business.



DISTRICT FIRST LADY GIVES SUPPORT TO EZAKHENI ART CREATION AND YOUTH DEVELOPMENT CENTER

The First Lady of the District Cllr SV Shabalala accompanied by Mama Nana Mahlaba from Department of Health, Mrs Busisiwe Mthabela and Mrs Mpume Masinga from uThukela Gender office visited Art Creation Youth Development at Ezakheni.

The Art Creation Youth Development is assisting in developing youth through performance art which uses creative arts to train, educate, develop and life skills empowerment. It focuses on art and craft, Albinism, Gender Based Violence and Disability.

One of its main objectives of is to create a platform to effective personal development and highly display the importance of introducing arts in the community. The programme also gives young people a platform to express their talent and potential, and channel their creativity towards constructive and productive social activities.

It does not interfere with school hours as it is implemented after school as this is the time when many young people are vulnerable to negative lifestyle, influence and behaviour. Founded by Mr Thabani Hlatshwayo from Ezakheni eManzini Abilayo, the organisation offers opportunities to young emerging artists from marginalised communities to be educated and formally trained in the arts.

"I am passionate about arts and a supporter of young people who show appetite for development", said Mr Hlatshwayo. He emphasised the importance of implementing arts in education to help learners to balance school work with personal life.

Ndlunkulu Shabalala was impressed with the talent shown by the young people of Ezakheni and said they are giving hope. "Believe in yourself and your vision, everything always work out. Sometimes even better than you imagined. We will continue supporting you as our young people and the future of this country. " she said.

Mama Ndlunkulu then donated a laptop and print to the organization as a token of appreciation. The audience was delighted by the performers who portrayed different elements of arts on stage that reflected on issues relating to families, communities and the society. Some products and productions reflected on substance abuse and gender based violence



HIV & AIDS

Uthukela District Municipality has established a co-ordinating forum for HIV/AIDS issues involving all stakeholders and role players called uThukela District Aids Council to fulfil the following functions as outlined under the terms of reference:

- Development of the District AIDS Plan;
- Monitor the implementation of the District AIDS Plan quarterly;
- Review and evaluate the implementation of the District AIDS Plan annually;
- Facilitate the establishment of Local AIDS Councils;
- Facilitate multi-sectoral and interdepartmental collaboration in the campaign against AIDS;
- Facilitate capacity building on HIV related issues;
- Mobilise financial and technical resources for the campaign against HIV/AIDS and ensure equitable distribution of such resources;
- Commission relevant research and review statistics and other research reports relating to the District;
- Serve as the leading District public advocate to create an enabling environment for HIV/AIDS prevention, care and support;
- Report to the Provincial AIDS Council quarterly and annually on the progress made and challenges, which need to be addressed to combat HIV/AIDS in the District.

Uthukela District Municipality has developed the HIV/AIDS strategy for both the community and for the workplace. In the strategy there are number of projects identified in mitigating the impact of HIV/AIDS such as awareness programmes.

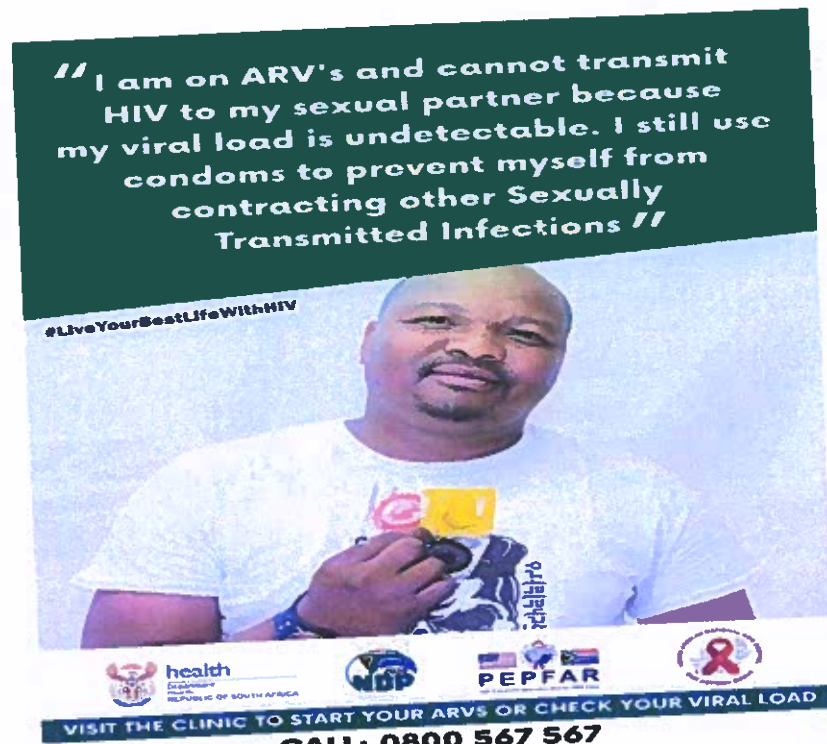




Uthukela District Municipality Health Promoter's working vehicle partnering with TBHVCARE, HST & other partners at Illing Road Taxi Ranks in Ladysmith while treating and testing for diseases.



Mr Sakhile Xaba, Uthukela District Municipality Health Promoter and Provincial HIV/AIDS Programmes Organiser at our Nqubeko Community Radio Station Studio to give Health Awareness to the public (August 2022).



Health Promoter Mr Xaba on posters that encourage people to remain on treatment and use condoms to achieve U=U (Undetectable = Untransmittable).



Stakeholders attending National Measles Vaccination Campaign by Department of Health at DOH District Offices and
 2023 21st January 2023

a comprehensive and professional Environmental Management service to residents of the district to ensure a sustainable, healthy and safe environment for every person to live, work and recreate within the district

UThukela District Municipality in conjunction with relevant sector departments celebrated environmental calendar days and offered environmental awareness education campaigns and other capacity building initiatives to stakeholders throughout the district to address environmental management challenges. Compliance monitoring inspections and enforcement actions were undertaken on Environmental Management by our team together with other enforcement agencies.

COMPONENT E: HEALTH

3.6 HEALTH

3.6.1 HEALTH INSPECTION: FOOD AND PREMISES INSPECTIONS, ETC

3.6.1.1 Introduction to Health Inspections: Food and Premises Inspections

Health inspections involve inspection of food handling premises, non-food handling premises and institutions and issuing of compliance certificates and notices. These include inspection of water, waste water and solid waste management. The two main targets include food safety monitoring and water quality monitoring services.

Service Statistics For Health Inspection	
Number of water samples taken	1400
Number of food premises inspected	1349

Comment on the Performance of Health Inspections:

Section 32 of the National Health Act No.61 of 2003 mandates District and Metropolitan municipalities to perform Municipal Health Services in their areas of jurisdiction. In terms the division of powers and functions between Local and District municipalities as provided for in section 84 of the Municipal Structures Act No.117 of 1998, Municipal Health Services must be performed by District Municipalities.

Since the District is the custodian of municipal health services, it has drafted and adopted Municipal health Services by-

Control of Communicable Diseases, Control of Disease Vectors, Control of Environmental Pollution, Control of the Disposal of the Dead, Ensure Chemical Safety.

COMPONENT F: SECURITY AND SAFETY

3.7 Introduction to Security & Safety

In terms of law enforcement facilities, CDM has 12 police stations and 4 magistrates spread across its local municipalities.

3.7.1 POLICING

Not a function of the District but of the Local Municipality. However, our Intergovernmental relations also coordinated such forums.

3.8 FIRE AND RESCUE

The uThukela district municipality has two personnel coordinating fire service unit at a district level. The operations on fire services are currently based at our family local municipalities, which is Alfred Duma, Inkosi Langalibalele and Okhahlamba.

Uthukela district municipality has a draft document for fire bylaws which is being circulated to various departments for comments and it will also be presented to the IGR, Advisory forum meeting, Portfolio committee and the council for adoption. However, they are currently facilitating that all local municipalities in our family to submit their draft fire bylaws.

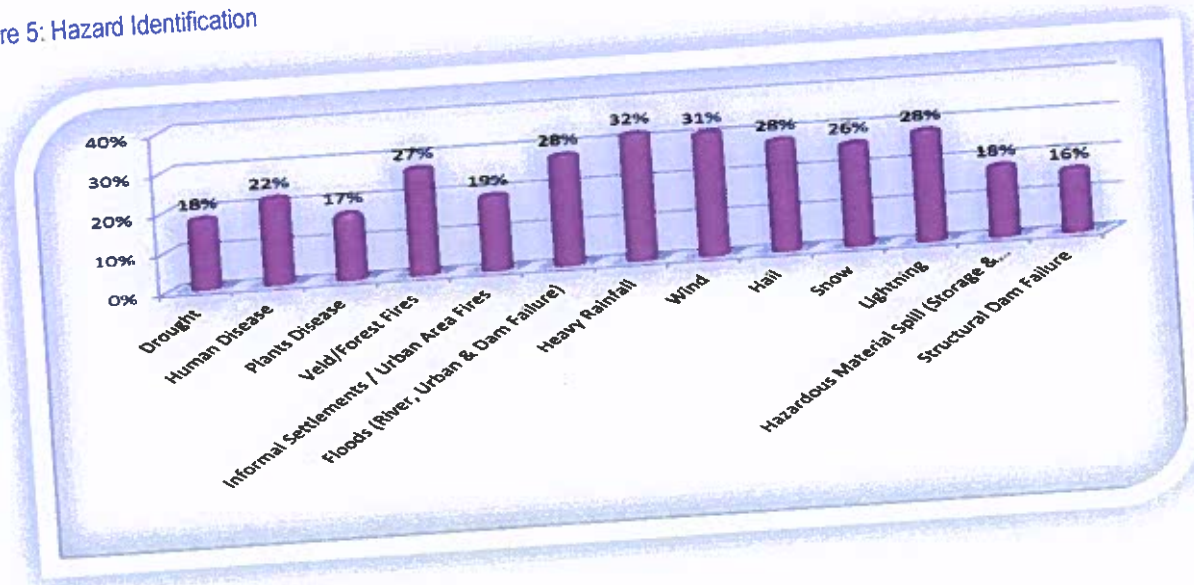
Table 8: Identified Hazards for uThukela District Municipality

Identified Hazards
Lightning
Strong Winds
Chlorine leakage or an hazcem incident (esp. in Ladysmith)
Large industrial fires, bulk depots spillages or fires
Lightning
Fires
Railway Accidents (railway passes dam wall)
Strong winds and storms
Soil Erosion
Environmental Degradation
Floods
Snow

Map 3: Hazard Map



Figure 5: Hazard Identification



The top service delivery priorities	
Institutional Capacity Building	<ul style="list-style-type: none"> • Recruitment and establishment of Disaster Management Volunteers • Capacity building program –for community based structures to promote disaster risk reduction programs.
Pre-Disaster Risk Reduction	<ul style="list-style-type: none"> • Development of risk reduction strategies • Incorporating risk reduction strategies and plans into the municipal IDP.
Post –Disaster Recovery	<ul style="list-style-type: none"> • Responding to disasters (windstorms, displaced families due to disaster activities). • Facilitated provision of disaster emergency houses to disaster victims with the help of different stakeholders
Education, Training, Awareness campaigns	<ul style="list-style-type: none"> • Conducting community based training and awareness campaigns (primary and secondary schools as well as in communities).
Response and relief interventions	<ul style="list-style-type: none"> • Respond to all reported incidents within the set standard of 72 hours.

Challenges

Disaster Management Services is run from a minimum budget and this can pose challenge in case of a major disaster, another challenge that is experienced by Disaster Management Services is not receiving cooperation from sector departments and Local Municipalities.

Interventions

- Disaster Management Services convened a session with sector departments and the sector departments committed to cooperate and assist where they can regarding disasters in the district.
- A Disaster Management workshop was conducted for all councillors
- Community based training and awareness campaigns were conducted
- Operation Sukuma Sakhe works closely with Disaster Management Services

COMPONENT G: SPORT AND RECREATION

The district is playing a minimum role within the context of its powers and functions. Most of these services reside within the ambit of department of Sport, Arts and Culture as well as that of local municipalities with the district offering some support within the extent of available resources. However, the following were some sport activities the sports office

**Provincial
Disability Games
2022**

Disability Games are also played every year from ward to Provincial Games where selections are also taking place in order for the player to proceed to the next level. These games include the following codes: 100 meters race, wheelchair race, basketball, chess, soccer, goalball, morabaraba, netball and table tennis.

**KZN DSAC
SALGA Games
2022**

All District Municipalities including Ethekwini Metro are expected to participate in these games. Most professional players especially soccer players were scouted from these games. These games were initially called KWANALOGA Games during their inception and they are now called SALGA Games. They included 16 sporting codes but Uthukela District has managed to participate on the following: Athletics, boxing, chess, dance, football, Indigenous games, netball, rugby and table tennis.





Well-dressed Uthukela District Senior Citizens team being addressed by Senior Citizens Focal Person Mrs Mpume Masinga.





Uthukela District Wheelchair Basketball Team on water break during Provincial Disability Games
In Durban from the 25th -27th November 2022.



from the 8th -11th December 2022, hosted by Amajuba District.



Some of the Medal winners from Uthukela District posing and showing their hard-earned medals.

THE OVERALL RESULTS/ACHIEVEMENTS OF ALL THE DISTRICTS ARE AS FOLLOWS:

District	Gold	Silver	Bronze	Position
eThekwini	52	45	34	1
King Cetshwayo	26	20	13	2
Zululand	16	26	21	3
uMgungundlovu	16	14	19	4
uThukela	13	4	3	5
uMzinyathi	12	17	13	6
Amajuba	9	14	9	7
iLembe	5	8	11	8
uMkhanyakude	5	3	3	9
uGu	2	1	8	10

CHAPTER 4 – ORGANISATIONAL DEVELOPMENT PERFORMANCE

Human Resource Management is central to the strategic thrust of the District. It is geared to achieve optimal outcomes and impact on Service Delivery. The function is organized and discharged through the following units; Human Resources Management and Human Resources Development.

- Human Resources Management – the unit is responsible for employee relations, provisioning and maintenance which include recruitment, selection, labour relations as well as benefits administration.
- Human Resources Development – the unit is responsible for training and development of employees and implementation of the organizational structure.

In terms of human resources development the municipality ensures that employees realize their personal as well as organizational goals as far as career development is concerned. Employee personal problems that may adversely impact their work performance, health and wellbeing are dealt with through the Employee wellness programme.

Recruitment and selection of positions is done continuously as a result of vacancies. The human resources division has facilitated municipal transformation by ensuring the implementing the Employment Equity Act. The municipality implements a performance management system and assessments are done on a quarterly basis for all municipal employees. Performance rewards for eligible employees are paid annually to the municipal personnel.

4.1 COMPONENT A: TURNOVER AND VACANCIES

COMPONENT A: TURNOVER AND VACANCIES

Department	Number of Employees	Number of Approved Posts
MUNICIPAL MANAGER	63	73
CORPORATE SERVICES	59	108
FINANCE DEPARTMENT	101	134
SOCIAL SERVICES	52	97
WATER, TECH SERVICES DEPT	402	653

employment through the elimination of unfair discrimination. In drafting of the Employment Equity Plan all, the relevant stakeholders were involved including the Local Labour Forum. One of the objectives of the Plan is to focus on the development of present staff

and an affirmative action programme aimed at specifically addressing the training and advancement needs of previously disadvantaged groups.

Racial Classification

Occupational Levels	Male				Female				Foreign Nationals		Total
	A	C	I	W	A	C	I	W	Male	Female	
Top management	3	0	0	0	1	0	0	0	0	0	4
Senior management	0	0	0	2	1	0	0	0	0	0	3
Professionally qualified and experienced specialists and mid-management	39	0	3	2	8	0	0	1	0	0	53
Skilled technical and academically qualified workers, junior management, supervisors, foremen, and superintendents	46	1	3	5	61	0	3	0	0	0	119
Semi-skilled and discretionary decision making	145	0	1	0	49	0	4	0	0	0	199
Unskilled and defined decision making	275	0	4	0	51	0	0	0	0	0	449
TOTAL PERMANENT	508	1	11	9	172	0	7	1	0	0	709
Temporary employees	84	1	0	0	32	0	0	0	0	0	116
GRAND TOTAL	592	1	11	9	204	0	7	1	0	0	825

WATER, SANITATION and TECHNICAL SERVICES	53	109
SOCIAL	51	20
MANAGEMENT	25	15
CORPORATE SERVICES	117	59
MUNICIPAL HEALTH	40	144

Critical posts

Name	Department	Status
General Manager Community Services	Community Services	Recruitment Process on hold due to the financial distress of the Municipality
General Manager Operations	Municipal Manager	Recruitment Process on hold due to the financial distress of the Municipality
Legal Manager	Corporate Services	Recruitment Process on hold due to the financial distress of the Municipality
Manager Facilities and Municipal Management	Corporate Services	Recruitment Process on hold due to the financial distress of the Municipality
Manager Budget Planning & Monitoring & Reporting	Finance	Recruitment Process on hold due to the financial distress of the Municipality
WSA Manager	Community Services	Position filled on an Acting Capacity
Human Resources	Corporate Services	Position filled on an Acting Capacity

UThukela district municipality has developed and adopted the human resource strategy. On the other hand, the municipality have compiled and adopted the Human Resource Policies in an enabling spirit and sets out the policy relating to employment within the municipality. These policies are the enabling tool to facilitate human resources management within the municipality. In compiling the uThukela District Municipality Human Resource Policies, reference was made to documents such as the Employment Equity Act No.55 of 1998, the Labour Relations Act No.66 of 1995, the Skills Development Act No.97 of 1998, the Municipal Finance Management Act No.56 of 2003, White Paper on Affirmative Action in the Public Service, and the White Paper on Human Resource Management in the Public Service.

COMPONENT B: MANAGING THE MUNICIPAL WORKFORCE

4.2 MANAGING THE MUNICIPAL WORKFORCE

The municipality developed and adopted the Recruitment and Selection Policy, which is being implemented. Recruitment and selection in the municipality is done according to the documented municipal policy. The recruitment policy highlights that all posts shall be analysed to determine realistic person and post requirements that meet the needs of the job and which do not privilege people with higher qualifications than those needed for the position. The selection policy emphasises that first preference will be given to the best candidate as per the interview results regardless of whether the applicant is internal or external. Among others, the following HR related policies were also developed, reviewed, and developed:

Human Resources Policies

Human Resources Policies & Plans		
Name Of Policy	Reviewed Y/N	Date Adopted By Council
Human Resources Policies	Yes	25 July 2023
Job Evaluation Policy	Yes	25 July 2023
Job Creation Policy	Yes	25 July 2023
	Yes	25 July 2023

Leave Policy	Yes	25 July 2023
Disciplinary Code	Yes	25 July 2023
Covid 19 -Workplace Policy	Yes	25 July 2023
Remote Working Policy	Yes	25 July 2023
Hiv/Aids Policy	Yes	25 July 2023
Smoking Policy	Yes	25 July 2023
Sexual Harassment Policy	Yes	25 July 2023
In Service Training Policy	Yes	25 July 2023
Communication Policy	Yes	25 July 2023
Uniforms And Protective Clothing Policy	Yes	25 July 2023
S&T Policy	Yes	25 July 2023

Injury on duty statistics 2022/2023			
Number of reported injury on duty	Temporary disabled	Permanently disabled	Cost to municipality
21	18	1	R78 299

Performance Rewards 2022/2023				
Designation	Gender	Total number of employees in group	Number of beneficiaries	Expenditure on rewards 2022/23

				paid out in the 2022/2023 Financial Year
--	--	--	--	--

COMPONENT C: CAPACITATING THE MUNICIPAL WORKFORCE

4.3 CAPACITATING THE MUNICIPAL WORKFORCE

Section 68(1) of the MSA states that a municipality must develop its human resource capacity to a level that enables it to perform its functions and exercise its powers in an economical, effective, efficient and accountable way. For this purpose, the human resource capacity of a municipality must comply with the Skills Development Act (SDA), 1998 (Act No. 81 of 1998), and the Skills Development Levies Act, 20 1999 (Act No. 28 of 1999).

The municipality will as required by legislation, develop a Workplace Skills Plan on annual basis. This will be followed by a development of a detailed implementation plan that will outline the process to be followed in implementing the plan. The municipality will continue to make funds available on each financial year to ensure that capacity building is funded and both the organization and employees benefit from this project.

4.3.1 SKILLS DEVELOPMENT AND TRAINING

Skills planning are central to the improvement of the overall skills level of the municipal officials as well as the unemployed in the UThukela District Municipality. The municipality identifies what skills are required and develop strategies, tasks, and schedules to ensure that we build those skills to deliver on our Integrated Development Plan strategic objectives. UThukela District Municipality does comply with Skills Development Act.

The District has developed and implementing workplace skills development plan in order to enhance the skills of the staff and thereby improve their competencies. The Workplace Skills Plan is developed on annual basis and adopted by Council. After the adoption, it is then submitted to LGSETA for accessing funds. However, the funding that was received was insufficient to meet the needs of the District. UThukela workplace skills plan outlines the training and development for the municipality. It also addresses the gaps and shortfalls in skills required and identified positive ways of addressing them.

Finance	40	26
Water, Sanitation & Technical	127	0

List of trainings provided

List of trainings provided
<ul style="list-style-type: none"> ➤ Asset Management ➤ Supply Chain Management ➤ Munsoft ➤ Service Delivery (customer care) ➤ Avoiding Fruitless and Wasteful Expenditure ➤ Basic Writing for Government

Staff bursaries

Surname & Initials	GENDER	COURSE	Institution	Amount
Mavundla TI	F	Professional Communicational and Office Management	University of Cape Town	R13 500.00
Mazibuko MI	F	Public Management and governance	University of Cape Town	R10 900.00
Ncwane ZY	F	Advanced Accounting	Milpark Education	R35 000.00
Mazibuko SW	M	Forensic and Investigative Auditing	UNISA	R24 400.00
Zulu ZN	F	Public Management and Governance	UCT	R10 900.00
Ndumo TP	M	Disaster Management & Safety	Lyceum College	R23 535.00
		Department of Public	Regent	R32 500.00

Mabaso NL	F	Bachelor of Administration	Regent	R30 900.00
Hlomuka NP	F	Bachelor of Public Administration	Regent	R27 900.00
Mbambo VW	M	Bachelor of Business Management	Regent	R23 900.00
Mvelase NS	F	Diploma in Public Management	Regent	R26 900.00
Mzinyane TM	F	Bachelor of Administration	Regent	R30 900.00
Mazibuko TA	M	Diploma in Public Management	DUT	R29 790.00
Mazibuko TA	M	Diploma in Public Management	DUT	R32 267.00
Sithole M	M	Degree in Public Administration	MANCOSA	R27 489.00
Malinga N	F	Bcom in Financial Management	UNISA	R5000.00
Mazibuko MA	F	Diploma in Law	UNISA	R6 505.00
Majozi S	F	Bachelor of Commerce Information Technology	Mancosa	R30 669.04

COMPONENT D: MANAGING THE WORKFORCE EXPENDITURE INTRODUCTION TO WORKFORCE EXPENDITURE

4.4 MANAGING THE WORKFORCE EXPENDITURE INTRODUCTION TO WORKFORCE EXPENDITURE

Employee expenditure is budgeted for in accordance with the approved organogram and each department head is responsible for managing budget relating to workforce expenditure. Skills gap are early identified through a work skills plan approved by Council, which ensures that employees are performing their competency level.

Number of Employees Whose Salaries Were Increased Due to Their Positions Being Upgraded

Occupation	Number of Employees	Job Evaluation Level	Remuneration Level	Reasons for Deviation
N/A	N/A	N/A	N/A	N/A

DISCLOSURES OF FINANCIAL INTERESTS

The disclosures made by senior managers concerning their financial interests as required by PM Regulations 805 of 2006 as reflected in their performance agreements.

CHAPTER 5 – FINANCIAL PERFORMANCE

5.1 FINANCIAL PERFORMANCE

A key indicator of wealth from a municipal perspective is its ability to generate revenue from its communities. A holistic approach to local government sustainability is therefore crucial to ensure maximization of revenue, reducing inefficiency and costs and reducing uncollectible debt. Therefore, there is currently insufficient planning and institutional gearing for the funding and human resources requirements and resources flow between national, provincial sector departments on one hand, and the district and local municipalities on the other.

In turn, this means that the operation and maintenance costs associated with the assets and other resources being transferred to municipalities are inappropriately accounted for. The role of the finance department is to carry out REAL (Revenue, Expenditure, Assets and Liability) management. The challenge that UThukela District Municipality faces is to manage these REAL efficiently, effectively, and economically

COMPONENT A: STATEMENTS OF FINANCIAL PERFORMANCE STATEMENT OF FINANCIAL PERFORMANCE

//The statement of financial performance is reflected in the Annual Financial Statement//

5.1.1 GRANTS AND SUBSIDIES

During the 2022/2023 financial year, they were allocated as follows:

5.1.2 ASSETS MANAGEMENT

Asset management is practiced within the organisation based on a comprehensive asset management policy. The Asset Management Policy provides direction for the management, accounting and control of Property, Plant & Equipment (Assets) owned or controlled by the municipality to ensure the following:

- Implementation of the approved Asset Management Policy as required in terms of section 63 of the Municipal Finance Management Act (MFMA).
- Verify assets in possession of the Council annually during the financial year.
- Keep a complete and balanced record of all assets in possession of the Council.
- Report in writing all asset losses, where applicable, to Council. Those assets are valued and accounted for in accordance with a statement of GRAP.
- Assets are properly maintained and safeguarded.

The utilization and management of property, plant and equipment is the prime mechanism by which a municipality can fulfil its constitutional mandate for delivery of sustainable services and providing the basic needs to the community. Assets are maintained and recorded in the fixed asset register which is in the format that complies with current standards of accounting practice and in accordance with the applicable GRAP as well as National Treasury

Largest Assets Acquired

Asset 1

Name	Water			
Description	Plant and water reticulation			
Asset Type	Infrastructure			
	2019/2020	2020/21	2021/2022	2022/2023
Asset Value	27 248 657.01	218 967 232.16	149 69 4032.7	36 474 871.47
Policies in place to manage asset	yes			

Name	Moveables			
Description	<i>Furniture, Computer & Vehicles</i>			
Asset Type				
	2019/2020	2020/21	2021/2022	2022/2023
Asset Value	10 196 409.82	3 447 799.62	1 107 069.77	246 576.00
Policies in place to manage asset				

Repairs and Maintenance

Repair and Maintenance Expenditure 2022/2023				
	Original Budget	Adjustment Budget	Actual	Budget variance
Repair and Maintenance	47 350 000	47 350 000	70 434 689	-23 084 689

4.1.3 INVESTMENTS, CASH FLOWS AND BORROWINGS

Compliance with all legislation applicable to local government and the compilation of fully GRAP compliant financial statements has been a challenging task which has been overcome through the cooperation of every department within the finance section.

All inputs are co-ordinated by the Management accounts section and such information ultimately forms the core of the Annual Financial Statements.

The following table depicts some of the key ratios which gives a snapshot of the performance of the district municipality over the years.

Ratio	2020/2021	2021/2022	2022/2023
Current Ratio	0,3: 1	0,25: 1	0.95:03 (37%)

COMPONENT B: BUDGET AND REPORTING

4.2 BUDGET AND REPORTING

2022/2023 Adjustment Budget Summary			
Areas of Focus	Original Budget	Adjusted Budget	Variance
Operating Budget	980 427 000	941 421 000	-39 006 000
Capital Budget	264 840 000	243 124 000	-21 716 000

4.2.1 Challenges Facing Municipalities Budgets

- Huge maintenance and service delivery backlogs

Rising cost of Operations and Maintenance of water schemes

- Maintaining collection rates at targeted levels
- Unpredictable sporadic changes to cost of fuel
- Increasing cost of electricity
- High maintenance and refurbishment expenditure of ageing infrastructure

4.3 Expenditure

The Expenditure Section is structured into several subsections to ensure that adequate focus is placed on every aspect i.e., stringent monitoring of payments to comply with the requirements of the MFMA Act, as the accurate and timeous payments of staff salaries. The core vision of the expenditure section, is to, with very limited resources, endeavour to settle payments timeously and ensure that payments are valid, accurate and in accordance with the statutory bodies such as SARS, National Treasury etc.

The department also attempts to pay Service Providers within 14 working days of receipt of invoices, to assist small businesses who are cash strapped. The challenges that are faced by the department are that of the suppliers' inability to send invoices and required documents on time to enable the department to fully achieve the vision of timeous

APPENDIX A- POWERS AND FUNCTIONS OF DISTRICT MUNICIPALITY

A municipality has all the powers and functions assigned to it in terms of sections 156 and 229 of the Constitution and must exercise them subject to Chapter 5 of the Municipal Structures Act.

The Municipal Structures Act of 1998 made provision for the division of powers and functions between district and local municipalities. It assigned district-wide functions to district municipalities and most day-to-day service delivery functions to local municipalities. The provincial MECs were empowered to adjust these powers and functions according to the capacity of municipalities to deliver services.

The powers and functions of UThukela District Municipality are as follows:

- a. Integrated development planning for the district municipality as a whole, including a framework for integrated development plans of all municipalities in the area of the district municipality.
- b. Potable water supply systems.
- c. Domestic waste-water and sewage disposal systems.
- d. Municipal health services.
- e. Promotion of local tourism for the area of the district municipality.
- f. Municipal public works relating to any of the above functions or any other functions assigned to the district municipality.
- g. The receipt, allocation and, if applicable, the distribution of grants made to the district municipality.
- h. The imposition and collection of taxes, levies and duties as related to the above functions or as may be assigned to the district municipality in terms of national legislation.

APPENDIX B- PORTFOLIO COMMITTEE MEETINGS

Portfolio Committees - July 2022- June 2023

Name of Portfolio	Members	Date of Planned Meeting	Date of Actual Meeting
Planning and Social	Shande MH	14 July 2022	14 July 2022(No quorum)

		13 May 2023 15 June 2023	09 May 2023 (No quorum) 15 June 2023 (No quorum)
Finance Portfolio	Shabalala NB Mtshali NC Mazibuko AS Coka BA Sehlako SP Mdlolo ZS Mvelase LM	19 July 2022 16 August 2022 20 September 2022 18 October 2022 15 November 2022 17 January 2023 14 February 2023 14 March 2023 20 April 2023 18 May 2023 20 June 2023	29 July 2022 16 August 2022 20 September 2022 18 October 2022 16 November 2022 19 January 2023 16 February 2023 No sitting 21 April 2023 No sitting 21 June 2023
CORPORATE SERVICES	Zuma F Hadebe KI Hadebe NC Khumalo SW Shabalala TP Strydom PG Inkosi NS Sithole	14 July 2022 11 August 2022 15 September 2022 13 October 2022 10 November 2022 12 January 2023 09 February 2023 09 March 2023 15 April 2023 13 May 2023 15 June 2023	20 July 2022 16 August 2022 19 September 2022 17 October 2022 10 November 2022 16 January 2023 16 February 2023 09 March 2023 No sitting No sitting 22 June 2023
INFRASTRUCTURAL PORTFOLIO	Khoza MM Buthelezi SM Dlungwane SB Mbhele MB	12 July 2022 10 August 2022 13 September 2022 11 October 2022	12 July 2022 16 & 30 August 2022 20 September 2022 19 October 2022

	Shange MH Van Rensburg TDJ Zuma F Mchunu NW Mazibuko AS Khoza MM Inkosi Sithole NS Inkosi Tshabalala N Inkosi Zwane CN	18 August 2022 22 September 2022 27 October 2022 17 November 2022 19 January 2023 16 February 2023 23 March 2023 29 April 2023 20 May 2023 22 June 2023	18 & 30 August 2022 29 September 2022 19, 20 & 27 October 2022 17 & 22 November 2022 02 December 2022 20 January 2023 17 February 2023 No sitting No sitting 25 May 2023 22 June 2023
--	--	--	---

APPENDIX C- COUNCIL MEETING ANALYSIS

Council Meeting Analysis-July 2022-June 2023

Council Member	Political Party Representing	Number of meetings for the year	Number of meetings attended	Number of special meetings attended	Reasons for not attending/Comments
Buthlezi SM	IFP	11	11	8	
Coka B	AND	11	7	6	3 Apologies 1 absent
Dlungwane SB	ANC	11	9	7	2 Absent
Hadebe NC	APM	11	7	5	1 Apologies 2 Absent
Hadebe KI	IFP	11	11	8	
Hlongwane NA	IFP	11	11	8	

Mchunu NW	ANC	11	9	7	2 Apologies
Mdlolo ZS	IFP	11	11	8	
Mhongo XF	IFP	11	11	8	
Mkhasibe n	ANC	11	9	7	2 Apologies
Mnculwane LP	IFP	11	11	8	
Mthethwa NE	NFP	11	9	7	2 Apologies
Mtshali NC	EFF	11	8	7	3 Apologies
Mvelase LM	IFP	11	10	8	1 Absent
Mzimela S	ANC	11	5	4	4 Apologies 2 Absent
Ngwenya SA	INDEPENDENT	11	6	4	1 Absent 4 He was no longer a councilor
Nkala MM	DA	11	4	3	7 He was not elected yet
Nqubuka TY	IFP	11	11	8	
Qwabe L	IFP	11	11	8	
Sehlako SP	APEMO	11	7	5	1 Apology 3 Absent
Shabalala TP	ANC	11	8	6	2 Apologies 1 Absent
Shabalala SV	IFP	11	11	8	
Shabalala NB	IFP	11	11	8	
Shange MH	EFF	11	8	7	3 Apologies
Strydom PG	ANC	11	7	5	3 Apologies 1 Absent
Van Rensburg TD.I	DA	11	10	7	1 Absent
					3 Apologies

APPENDIX D: PROJECT CONSTRUCTION PER WARDS PER LOCAL MUNICIPALITY

PROJECT NAME	CONTRACT AWARD	LOCAL MUNICIPALITY	WARDS	STATUS
Winterton Water	R6 000 000.00	Okhahlamba	1	Planning
Winterton Sanitation	R9 900 000.00	Okhahlamba	1	Planning
Design of Fitty Park Umhlumayo scheme	R17 847 342.00	Inkosi Langalibalele	7,27,28,29,30 & 31	Planning
Upgrade of Colenso bulk water supply	R15 192 915.65	Alfred Duma	25	Planning
KwaMkhize water supply	R12 701 750.00	Inkosi Langalibalele	11 & 12	Planning
Upgrade of Bergville bulk Phase 2	R15 826 347.36	Okhahlamba	11	Planning
Kwanobamba/ Weenen Abstraction	R400 000.00	Inkosi Langalibalele	21	Planning
Ntabamhlophe Water Supply	R4 000 000.00	Inkosi Langalibalele	16	Tender
Upgrade of Langkloof WTW	R 34 030 659.80	Okhahlamba	10	Tender
Okhahlamba Ward 2,3 & 14	R25 000 000.00	Okhahlamba	2,3 & 14	Tender
Okhahlamba Ward 2,3 & 14	R28 000 000.00	Okhahlamba	2,3 & 14	Tender

PROJECT NAME	CONTRACT AWARD	LOCAL MUNICIPALITY	WARDS	STATUS
--------------	----------------	--------------------	-------	--------

Okhahlamba Ward 2,3 & 14 Amangwe Reticulation West	R 21 564 061.29	Okhahlamba	2,3 & 14	Construction -69 %
Okhahlamba Ward 2,3 & 14 Borehole	R35 870 858.65	Okhahlamba	2,3 & 14	Construction -45%
Repairs and Refurbishments	R 21 148 000.00	District wide	District wide	Construction -10%
Fitty Park / Sundays river umhlumayo extension	R 50 383 162.42	Alfred Duma	7 & 28	Construction -17%
Bhekuzulu/ Ephangwini Loskop WTW	R 3 498 876.15	Inkosi Langalibalele	3	Construction – 5%
Kwanobamba/Weenen Rising Main	R12 601 429.18	Inkosi Langalibalele	21	Construction- 90%

PROJECT NAME	PROJECT AMOUNT	LOCAL MUNICIPALITY	WARDS	STATUS
Upgrade of Moyeni / Zwelisha	R42 665 487.89	Okhahlamba	4,5,7,8 & 9	Planning
Steadville WCDM	R37 354 233.96	Alfred Duma	9,20,21 & 22	Tender
Ladysmith AC replacement	R34 631 731.88	Alfred Duma	12,22 & 21,	Tender
Ezakheni WCDM	R35 743 495.19	Alfred Duma	1,2,3,4	Tender
Wembezi WCDM	R93 328 880.01	Inkosi Langalibalele	9,8 & 17	Terminated
Loskop Mqedandaba	R38 634 167.51	Inkosi Langalibalele	4	Construction -80%
District wide springs and boreholes	R159 610 473.00	District wide	District wide	Construction- 70%
Estcourt Industrial	R26 797 278.89	Inkosi Langalibalele	10 & 17	Completed
Bhekuzulu/ Ephangwini reticulation Phase 3	R29 409 148.31	Inkosi Langalibalele	6	Completed

APPENDIX E: SERVICE PROVIDERS PERFORMANCE FOR CAPITAL PROJECTS

ASSESSMENT OF EXTERNAL SERVICE PROVIDERS IN TERMS OF SECTION 46(1)

(a) OF THE MUNICIPAL SYSTEMS ACT, 32 OF 2000

The monitoring of the service provider performance is ensured through the signing of the Service Level Agreement. It is currently being done by user department levels. The end user department is providing monthly reports

ASSESSMENT OF EXTERNAL SERVICE PROVIDERS: FINANCIAL YEAR ENDED JUNE 2023

1. INTRODUCTION

Service providers play a vital role in the performance of the organization as many municipal services and supporting services are outsourced to service providers. The Municipality is responsible for ensuring effective and efficient service delivery to the community. Therefore, there is a need to monitor the performance of service providers. The objective of performance monitoring of service providers is to obtain a measure of the service provider's performance under the contract.

Performance assessments during the course of a contract help both the municipality and the service provider to reach a common understanding of the requirements of both parties about the work. A rigorous reporting system is an excellent tool to provide feedback to a service provider on its performance on each project. It helps to identify areas that the Service Provider is excelling in and any areas that need improvement.

2. PROBLEM STATEMENT

A municipal service can be provided by the Municipality by entering into a Service Delivery Agreement in terms of Section 76(b) of the Municipal System Act 32 of 2000 with an external service provider. The Municipality is responsible for monitoring and assessing the implementation of the agreement, including the performance of the service provider in accordance with section 41 of the Municipal Systems Act 32 of 2000

The performance of service providers that have been selected to provide assistance in the provision of a municipal service, otherwise than in circumstances where Chapter 8 of the Municipal Systems Act applies, is required, by Section 116 of the Municipal Finance Management Act, to be monitored and reported on. The performance rating of the service provider range as indicated below:

4	Good	Overall performance in terms of timeous completion, quality of work, problem solving and reporting were above average / good.
3	Satisfactory	Overall performance in terms of timeous completion, quality of work, problem solving and reporting were average and with indications that there has been improvement from the past periods.
2	Requires Improvement	Overall performance in terms of timeous completion, quality of work, problem solving and reporting is not satisfactory and requires improvement or else negative impact will begin to affect the work / project objective
1	Unsatisfactory	Overall performance in terms of timeous completion, quality of work, problem solving and reporting is unsatisfactory and requires urgent intervention as indications of serious consequence on the objective of the project / assigned responsible are already manifesting.

	DATE CONTRACT AWARDED	SERVICE PROVIDED IN TERMS OF THE SLA	VALUE OF PROJECT	CURRENT FINANCIAL YEAR 2022/2023		ASSESSMENT OF SERVICE PROVIDERS PERFORMANCE	
				Target	Actual	G	S
as	2017/05/29	NO	33 139 610,01		30%		P
al Bank	2018/11/22	YES	% Based		100%		S
ils JV	2019/03/18	NO	77 800 000,00		-		P
ding &	2020/01/29	YES	39 545 911,90		100%		S
ineering	2020/04/20	YES	7 746 823,34		100%	Good [1]	
	2020/04/20	YES	39 081 438,96		100%	Good [1]	
	18/03/2019	NO	26 797 278,30				S
ineering	2019/03/25		53 500 000,00				
a	06-05-2021	YES	R18650000.0		100%	Good [1]	
IDEA	2021/12/02	NO	Rate based		100%		S
RADING SE PTY	2021/05/21	NO	Rate based		100%	Good [1]	
ING	2021/05/21	NO	Rate based		100%	Good [1]	

S & C	2021/05/21	NO	Rate based	100%	Good [1]	
	2022/01/11	YES	R 7,188,038.44	100%	Good [1]	
	2020/04/18	NO	R 29,580,000.00	100%	Good [1]	
↓	2021/05/14	YES	Rate based	100%	Good [1]	
↑						
S	2021/11/24	NO	Rate based	100%	Good [1]	
S	2022/01/11	NO	Rate based	100%	Good [1]	
&	2021/11/24	NO	Rate based	100%	Good [1]	
ION	2022/01/11	NO	Rate based	100%	Good [1]	
CTS						
ADING						
E PTY						
151 CC	2022/01/11	NO	Rate based	100%	Good [1]	
OR	2021/11/24	NO	Rate based	100%	G	
AND						
5 CC	2021/11/24	NO	Rate based	100%	G	
TRADING						
	2021/11/24	NO	Rate based	100%	G	
JCTION	2021/11/24	NO	Rate based	100%	G	
OLUTIONS	2023/01/16	NO	R 12,601,426.18	100%	G	
EMBA						
DUCTION						

D ORS	2023/01/16	NO	R 21,188,002.25	100%	G	
	2023/01/16	NO	R 35,870,858.65	100%	G	
D ORS	2023/01/16	NO	R 21,564,061.29	100%	G	
ATION	2023/03/27	NO	R 52,737,103.70	100%	G	
D JV	2016/10/18	NO	R 34,249,768.57	100%	G	
IG	2022/11/30	NO	Rate based	100%	G	
S NEERS JECTS ENT	2022/11/30	NO	Rate based	100%	G	
IG	2022/11/30	NO	Rate based	100%	G	
	2022/12/05	NO	Rate based	100%	G	
IG	2022/11/30	NO	Rate based	100%	G	
ESTY	2022/11/30	NO	Rate based	100%	G	
JECTS AND S	2022/11/30	NO	Rate based	100%	G	
	2022/11/30	NO	Rate based	100%	G	
JLTING	2022/11/30	NO	Rate based	100%	G	
IG	2022/11/30	NO	Rate based	100%	G	

IONS OF THE AUDIT AND PERFORMANCE AUDIT COMMITTEE 2022/2023

	Recommendation adopted (Y/N)
audit committee in the municipality are important in enhancing transparency and accountability regarding the financial and performance of the external auditors throughout the audit process, ensuring that the internal audit function is functioning effectively, assessing financial statements and annual performance report (including areas of significant judgement and uncertainties in both), and advising on other matters.	Y
of internal controls, risk management, the prevention of fraud and errors, safeguarding of the assets of the municipality and compliance of council. The role of the audit and performance audit committee is to monitor the efficiency of the procedures and mechanisms which are adhered to.	Y
controls	Y
processes to ensure that vacancies are filled expeditiously with appropriately qualified, skilled, and experienced personnel.	Y
nal audit department.	
r non-submission of supporting documents and management responses to audit findings.	Y
ted secretariat to take and provide timely, quality, reliable and credible minutes of the audit committee meetings.	Y
sequence management on officials who disregard internal controls.	Y
ity and action plans to address the breakdown in the control environment within the municipality.	
in terms of the MFMA and DoRA:	

Submission of quality, reliable financial reports that comply with the MFMA Budget and Reporting Regulations and DoRA to the	Y
Implement the recommendations of the audit and performance audit committee	Y
Implement on failure to adhere with the requirements of the MFMA Budget and Reporting Regulations and DoRA.	Y
Identify potential knowledge and skills gaps or growth opportunities for the existing workforce.	Y
Upskilling or reassigning the existing workforce.	Y

enterprise-wide risk management processes as part of management tools that will assist in improving systems and governance at the		Y
management accountable for non-implementation of risk response plans/internal controls to address major risks, non-implementation A findings and non-implementation of audit committee recommendations.		Y
ents within the Risk Management Unit by appointing a Risk Manager that will oversee the risk management function.		Y
eness of the risk committee which meets on a quarterly basis		
he daily activities of the municipality to ensure effective enterprise-wide risk management.		Y
ment must perform a thorough review of the finance function to ensure that properly qualified, skilled, and experienced personnel		Y
be trained on preparation credible financial reports including in year reports.		Y

and cancel, in consultation with the legal department, all consulting contracts that are a duplication of existing skills within the	Y
the optimal functioning of the finance department.	Y
gement accountable for achieving key service delivery targets to improve the quality of lives of the people of uThukela District.	Y
es must ensure that there is an approved Infrastructure Masterplan and Asset Management Plans that are aligned to the District	Y
es must ensure that all water and sanitation projects in the IDP, Budget and SDBIP are aligned to the asset management plans.	Y
ts correlate with the actual financial results	Y
committee (MPAC) and council must ensure timeous finalization of all fraud and UIFW expenditure investigations and reports as part	Y

inary Board is established and functioning to enable consequence management at the municipality.	Y
t appropriate recourse and mitigation actions based on the outcomes of investigations and material irregularities raised by the FMA.	Y
hich includes the development, implementation and monitoring of a Clean Administration Strategy and action plan to improve	Y
ter budgetary controls through weekly Interim Finance Committee (IFC) meetings and implementation of Cash Flow Management	Y
ol and debt collection at the municipality, to improve the collection of outstanding balances owed by debtors.	Y
ment exercises to minimise expenditure.	Y
mal controls relating to financial management and monitoring, including performing monthly reviews.	
the timeous implementation of action plans to address audit findings (internal and external audit), including holding management	Y
g the contract with Umngeni Water with the objective of identifying if all business processes and legal requirements were followed.	Y
39 does not appear to be effective at the municipality.	Y

approved policies, processes, and controls. Non-adherence must be strictly dealt with by management and council oversight	Y
monitoring compliance at the municipality, including allocating the required resources to this function.	Y
32 of the MFMA. This must include conducting investigations by a Council Committee and holding those that are liable to account.	Y
Compliance Management Framework and Ethic Management Framework.	Y
Agency, including compliance with the provisions of Chapter 10 of the MFMA.	Y
tree of the Agency as per s166 of the MFMA	Y
the 2022-2023 audit findings and audit risks on the 2023-2024 financial year must be developed, implemented, and monitored by	Y
initative, detective, and remedial action plans on the AGSA audit findings.	Y
on plan must be reported to oversight structures at least quarterly.	Y

CONCLUSION

The Uthukela District Municipality served the community with distinction during the 2022/2023 financial year. This report clearly demonstrates the commitment of the municipality to ensure that the local community have access to their basic needs. After almost five years at the forefront of this battle, it is quite humbling to account to the citizens of Uthukela District Municipality on how we have responded to this clarion call.

Uthukela District Municipality present this report mindful of the disastrous socio-economic conditions in the District. We are aware of the many young people sitting in their villages and townships looking for odd jobs, of the young graduates going from pillar to post trying to find employment, the young entrepreneurs seeking opportunities to grow and build sustainable businesses.

Uthukela District Municipality is also aware of the good work carried by the District despite the disparaging current economic situation in the district, province and that of our country at large. As a district municipality, we are guided by amongst others, five (5) pillars of Back to Basics for Local Government, the National Development Plan, Uthukela District Municipality 2030 Growth Development Strategy and all other policy frameworks pertinent to the work of local government.

We pride ourselves, as a District, with a municipality that belongs to the people and that works for and with the people. We have placed the promotion of community engagement at the centre, which is critical in enabling communities to provide feedback on their experience regarding the municipality.

We wish to express our appreciation to the newly elected Municipal Council, Mayor and his Executive Committee, and the Executive Management Team together with all municipal employees for their continued willingness to strive to the top and ensuring that Uthukela District Municipality is well on its way to becoming one of the institutes who excel in service delivery.